
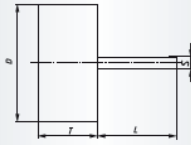


**Industry**

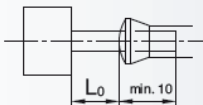
**SFM, Flap wheels of abrasive fleece with abrasive cloth, reg. Aluminium Oxide** *Ordering example: A2204050306106*

**Packing unit:**  
10 pcs. per type  
Further dimensions, qualities and shank lengths on request.  
A = reg. Aluminium Oxide


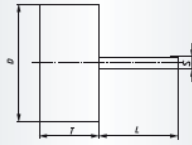
Description	Grits	D mm	T mm	S mm	L mm	n <sub>recom.</sub> (1/min)	n <sub>max.</sub> (1/min)	Product-Number	recommended for
SFM 05030.06	A 106/150	50	30	6	40	6.000	11.000	A2204050306106	1 2 3 4 5 6 7 8 9 10
SFM 05030.06	A 107/240	50	30	6	40	6.000	11.000	A2204050306107	1 2 3 4 5 6 7 8 9 10
SFM 05040.06	A 104/80	50	40	6	40	6.000	11.000	A2204050406104	1 2 3 4 5 6 7 8 9 10
SFM 05040.06	A 106/150	50	40	6	40	6.000	11.000	A2204050406106	1 2 3 4 5 6 7 8 9 10
SFM 06030.06	A 104/80	60	30	6	40	5.000	9.000	A2204060306104	1 2 3 4 5 6 7 8 9 10
SFM 06030.06	A 106/150	60	30	6	40	5.000	9.000	A2204060306106	1 2 3 4 5 6 7 8 9 10
SFM 06030.06	A 107/240	60	30	6	40	5.000	9.000	A2204060306107	1 2 3 4 5 6 7 8 9 10
SFM 06040.06	A 104/80	60	40	6	40	5.000	9.000	A2204060406104	1 2 3 4 5 6 7 8 9 10
SFM 06040.06	A 106/150	60	40	6	40	5.000	9.000	A2204060406106	1 2 3 4 5 6 7 8 9 10
SFM 06040.06	A 107/240	60	40	6	40	5.000	9.000	A2204060406107	1 2 3 4 5 6 7 8 9 10
SFM 06050.06	A 104/80	60	50	6	40	5.000	9.000	A2204060506104	1 2 3 4 5 6 7 8 9 10
SFM 06050.06	A 106/150	60	50	6	40	5.000	9.000	A2204060506106	1 2 3 4 5 6 7 8 9 10
SFM 08040.06	A 104/80	80	40	6	40	4.000	7.000	A2204080406104	1 2 3 4 5 6 7 8 9 10
SFM 08040.06	A 106/150	80	40	6	40	4.000	7.000	A2204080406106	1 2 3 4 5 6 7 8 9 10
SFM 08040.06	A 107/240	80	40	6	40	4.000	7.000	A2204080406107	1 2 3 4 5 6 7 8 9 10
SFM 08050.06	A 104/80	80	50	6	40	4.000	7.000	A2204080506104	1 2 3 4 5 6 7 8 9 10
SFM 08050.06	A 106/150	80	50	6	40	4.000	7.000	A2204080506106	1 2 3 4 5 6 7 8 9 10
SFM 08050.06	A 107/240	80	50	6	40	4.000	7.000	A2204080506107	1 2 3 4 5 6 7 8 9 10

The stated maximum operating speed only applies to a maximum overhang  $L_0$  of 20 mm. Other overhang dimensions must be calculated separately.



**Industry**

**SFM, Flap wheels of abrasive fleece with abrasive cloth, Silicon carbide** *Ordering example: A2204040206204*

**Packing unit:**  
10 pcs. per type  
Further dimensions, qualities and shank lengths on request.  
C = Silicon carbide

Description	Grits	D mm	T mm	S mm	L mm	n <sub>recom.</sub> (1/min)	n <sub>max.</sub> (1/min)	Product-Number	recommended for
SFM 04020.06	C 204/80	40	20	6	40	7.500	14.000	A2204040206204	1 2 3 4 5 6 7 8 9 10
SFM 04020.06	C 206/150	40	20	6	40	7.500	14.000	A2204040206206	1 2 3 4 5 6 7 8 9 10
SFM 04030.06	C 204/80	40	30	6	40	7.500	14.000	A2204040306204	1 2 3 4 5 6 7 8 9 10
SFM 04030.06	C 206/150	40	30	6	40	7.500	14.000	A2204040306206	1 2 3 4 5 6 7 8 9 10
SFM 04030.06	C 207/240	40	30	6	40	7.500	14.000	A2204040306207	1 2 3 4 5 6 7 8 9 10
SFM 05020.06	C 204/80	50	20	6	40	6.000	11.000	A2204050206204	1 2 3 4 5 6 7 8 9 10
SFM 05020.06	C 206/150	50	20	6	40	6.000	11.000	A2204050206206	1 2 3 4 5 6 7 8 9 10
SFM 06030.06	C 204/80	60	30	6	40	5.000	9.000	A2204060306204	1 2 3 4 5 6 7 8 9 10
SFM 06030.06	C 206/150	60	30	6	40	5.000	9.000	A2204060306206	1 2 3 4 5 6 7 8 9 10
SFM 06030.06	C 207/240	60	30	6	40	5.000	9.000	A2204060306207	1 2 3 4 5 6 7 8 9 10
SFM 06040.06	C 204/80	60	40	6	40	5.000	9.000	A2204060406204	1 2 3 4 5 6 7 8 9 10
SFM 08050.06	C 204/80	80	50	6	40	4.000	7.000	A2204080506204	1 2 3 4 5 6 7 8 9 10
SFM 08050.06	C 206/150	80	50	6	40	4.000	7.000	A2204080506206	1 2 3 4 5 6 7 8 9 10

The stated maximum operating speed only applies to a maximum overhang  $L_0$  of 20 mm. Other overhang dimensions must be calculated separately.

