


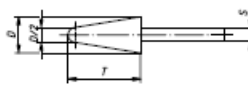
Mounted points



Shape KE, Conical round nose (according to DIN 69170)



Grinding, Polishing (bonded)



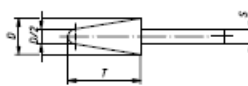
Ordering example: A201501632618A



PG 3

Product number	Description	Quality	D mm	T mm	S mm	recommended for information on page 438		
A201501632618A	KE 1632.06	SIC-ALU 80 V27 W	16	32	6 x 40		①	■ 20
A201502040618A	KE 2040.06	SIC-ALU 80 V27 W	20	40	6 x 40		①	■ 20

Shape KE, Conical round nose (according to DIN 69170)



Ordering example: A201501025647

Further dimensions, qualities and shank lengths on request.



PG 3

Product number	Description	Quality	D mm	T mm	S mm	recommended for information on page 438		
A201501025647	KE 1025.06	RKD 60 P (8) V21	10	25	6 x 40		① ② ③	■ 20
A201601025606	KE 1025.06	EXRBR 46/80 P V7	10	25	6 x 40		①	■ 20
A201501632902	KE 1632.06	EKR 46 N V4	16	32	6 x 40		① ② ③	■ 20
A201501632616	KE 1632.06	MK 36 N V10	16	32	6 x 40		② ④ ⑤	■ 20
A201501640602	KE 1640.06	EKR 46 N V4	16	40	6 x 40		① ② ③	■ 20
A2015016456470002	KE 1645.06	RKD 46 O V13	16	45	6 x 40		② ③ ④	■ 20
A201601645606	KE 1645.06	EXRBR 46/80 P V7	16	45	6 x 40		①	■ 20
A201502032602	KE 2032.06	EKR 36 N V4	20	32	6 x 40		① ② ③	■ 20
A201502032616	KE 2032.06	MK 36 N V10	20	32	6 x 40		② ④ ⑤	■ 20
A201502040602	KE 2040.06	EKR 36 N V4	20	40	6 x 40		① ② ③	■ 20
A201502040616	KE 2040.06	MK 36 N V10	20	40	6 x 40		② ④ ⑤	■ 20
A201502040647	KE 2040.06	RKD 36 O (8) V21	20	40	6 x 40		② ③ ④	■ 20
A201502570602	KE 2570.06	EKR 36 N V4	25	70	6 x 40		① ② ③	■ 20
A201503250647	KE 3250.06	RKD 30 O (8) V21	32	50	6 x 40		② ③ ④	■ 20
A201503250833	KE 3250.08	HK 30 N V13	32	50	8 x 40		④ ⑤	■ 20

