



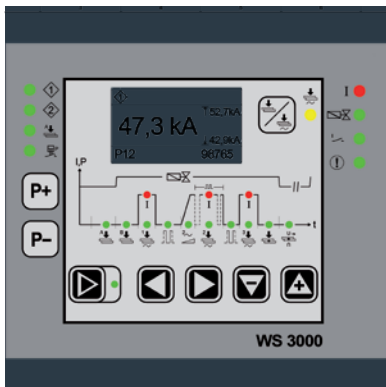
VERTICAL STROKE SPOT AND PROJECTION BENCH WELDERS

BSW bench welders, thanks to their reduced dimensions, are suitable to build customised multispot welding equipment. BSW 25 is particularly suitable for precision spot welding and, fitted with special accessories, can be used to weld small size parts. BSW 50 and 100, thanks to their rigid structure, allow high quality projection welding.

- ▶ Upper head low friction driving system for very precise and quality welding
- ▶ Secondary circuit low impedance to grant high welding currents with low consumption
- ▶ BSW 50 and 100, with a platens adjustable in height and fitted with T-slots, enable the quick assembly of barholders, electrodeholders and any dedicated tooling for a specific application
- ▶ Safety cycle start by means of concomitant side buttons or, as alternative only if the operator can work in safe conditions, by electric pedal. Either option can be chosen by a selector with removable key
- ▶ Cycle stop emergency button



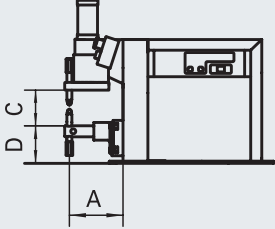



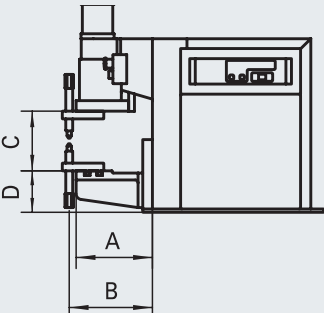
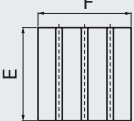

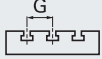
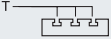
ELECTRONIC CONTROLS




FUNCTIONS	WS 708	WS 3000 AC	FILIUS MULTI
Pre-squeeze time	●	●	
Squeeze time	●	●	●
Preheating time	●	●	●
Preheating current	●	●	●
Cooling time	●	●	●
Slope up	●	●	●
Welding time	●	●	●
Welding current	●	●	●
½ period welding time	●	●	●
Welding time 2 (2 pedal version)	●	●	●
Welding current 2 (2 pedal version)	●	●	●
Pulse interval time	●	●	●
Pulse number	●	●	●
Post heating time		●	●
Post heating current		●	●
Holding time	●	●	●
Pause time	●	●	●
Auto-repeat	●	●	●
Program no.	8	100	32
Welding current display		●	●
Limit monitoring		●	●
Constant current			●
Mains voltage compensation	●	●	●
Error message	●	●	●
Spot counter		●	●
Pressure contact	●	●	●
Cycle end contact	●	●	●

OPTIONAL

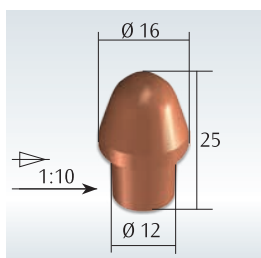
- Double pedal for the 2 time 2 current feature on the same workpiece
- Adjustable double stroke cylinder
- Barholder set with bars
- Two step pedal for squeeze without welding and welding after pushing the second step
- 0,5 bar low pressure solenoid valve for applications requiring so

BSW 25		BSW		25	50	100	
	A	mm		200	400	335	
	B	mm		---	305	370	
	C	MIN.	mm		---	100	140
		MAX.	mm		135	225	290
	D	MIN.	mm		---	140	175
MAX.		mm		135	265	325	
		Ø mm		40	---	---	
		Ø mm		18	25	30	
		Ø mm		16	16	19	
		E mm		---	90	150	
			F mm		---	130	150
		G mm		---	45	63	
		T		---	2	2	

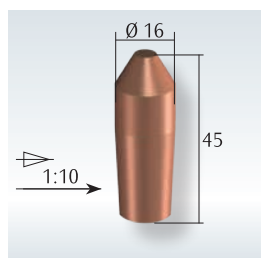
TECHNICAL DATA		BSW		
		25	50	100
Single phase input 50/60 Hz	V	400	400	400
Rated power at 50%	kVA	25	50	100
Short circuit power	kVA	65	160	414
Max. welding power	kVA	52	128	331
Installed power	kVA	14	38	78
Cross section connecting cables	mm ²	16	25	50
Delayed fuse	A	40	100	200
Open Circuit Voltage	V	3,7	5,5	9,4
Short circuit current	kA	18	29	45
Max. welding current	kA	14,4	23,2	36
Thermal secondary current at 100%	kA	4,8	6,4	7,5
Work stroke	mm	50	75	100
Max. electrode force (6 bar)	daN	187	470	900
Water consumption at 300 kPa (3 bar)	l/min	4	7	7
Dimensions	↗ mm	800	900	1080
	→ mm	300	300	325
	↑ mm	590	770	1015
Weight	kg	96	210	380



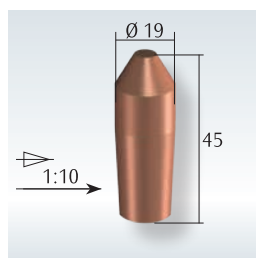
Other voltages on request - Technical features might change without notice



Electrode BSW 25



Electrode BSW 50



Electrode BSW 100