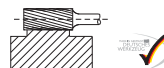
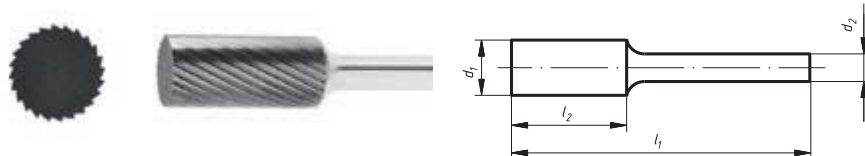


Shape A, Cylindrical



Ordering example: A10010210305

Further dimensions, cuts and shank lengths on request



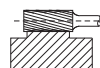
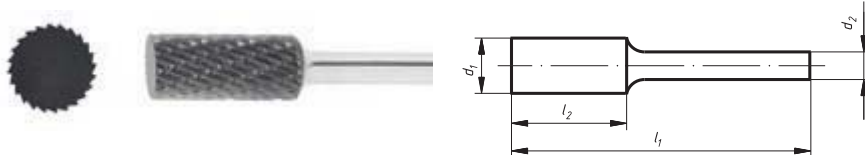
PG 1

Product number	Description	Cut	similar to DIN 8033	d ₁ mm	l ₂ mm	d ₂ mm	l ₁ mm	recommended for Information on page 438		
A10011225605	HFA 1225.06	Z5	ZYA 1225	12	25	6	65	① ② ③ ④ ⑦	■	1
A10011225608	HFA 1225.06	Z7 Steel	ZYA 1225	12	25	6	65	① ② ③ ⑤ ⑦	■	1
A10011225609	HFA 1225.06	Z9 Alu	ZYA 1225	12	25	6	65	⑥ ⑧	■	1
A10011225620	HFA 1225.06	Z42 Inox/Steel	ZYA 1225	12	25	6	65	① ② ③ ④	■	1
A10011225621	HFA 1225.06	Cast	ZYA 1225	12	25	6	65	⑤	■	1
A10011225804	HFA 1225.08	Z4	ZYA 1225	12	25	8	65	② ③ ④ ⑦ ⑧	■	1
A10011225809	HFA 1225.08	Z9 Alu	ZYA 1225	12	25	8	65	⑥ ⑧	■	1
A10011625603	HFA 1625.06	Z3	ZYA 1625	16	25	6	65	① ② ③ ④ ⑦	■	1
A10011625608	HFA 1625.06	Z7 Steel	ZYA 1625	16	25	6	65	① ② ③ ⑤ ⑦	■	1
A10011625609	HFA 1625.06	Z9 Alu	ZYA 1625	16	25	6	65	⑥ ⑧	■	1
A10011625809	HFA 1625.08	Z9 Alu	ZYA 1625	16	25	8	65	⑥ ⑧	■	1

Shape A, Cylindrical BASE-X



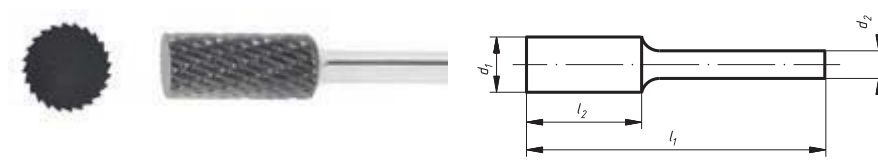
Ordering example: A10010313322



PG 1

Product number	Description	Cut	similar to DIN 8033	d ₁ mm	l ₂ mm	d ₂ mm	l ₁ mm	recommended for Information on page 438		
A10010313322	HFA 0313.03 BASE-X	ZX	ZYA 0313	3	13	3	40	① ② ③ ④ ⑤ ⑦	■	10
A10010616622	HFA 0616.06 BASE-X	ZX	ZYA 0616	6	16	6	50	① ② ③ ④ ⑤ ⑦	■	10
A10010820622	HFA 0820.06 BASE-X	ZX	ZYA 0820	8	20	6	60	① ② ③ ④ ⑤ ⑦	■	10
A5001082062214	HFA 0820.06 BASE-X	ZX	ZYA 8020	8	20	1/4"	60	① ② ③ ④ ⑤ ⑦	■	10
A10011020622	HFA 1020.06 BASE-X	ZX	ZYA 1020	10	20	6	60	① ② ③ ④ ⑤ ⑦	■	10
A5001102062214	HFA 1020.06 BASE-X	ZX	ZYA 1020	10	20	1/4"	60	① ② ③ ④ ⑤ ⑦	■	10

Shape A, Cylindrical BASE-X

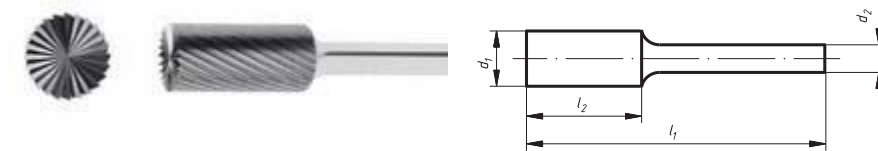


Ordering example: A10010313322



Product number	Description	Cut	similar to DIN 8033	d ₁ mm	l ₂ mm	d ₂ mm	l ₁ mm	recommended for Information on page 438	PG 1								
									1	2	3	4	5	7	8	9	
A10011225622	HFA 1225.06 BASE-X	ZX	ZYA 1225	12	25	6	65	1	2	3	4	5	7	8	9	■	5
A5001122562214	HFA 1225.06 BASE-X	ZX	ZYA 1225	12	25	1/4"	65	1	2	3	4	5	7	8	9	■	5

Shape A, Cylindrical, with end cut



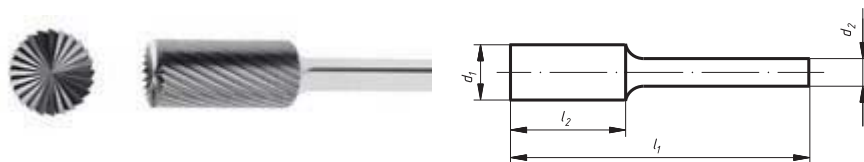
Ordering example: A100102103050001

Further dimensions, cuts and shank lengths on request



Product number	Description	Cut	similar to DIN 8033	d ₁ mm	l ₂ mm	d ₂ mm	l ₁ mm	recommended for Information on page 438	PG 1							
									1	2	3	4	5	7	8	9
A100102103050001	HFAS 0210.03	Z5	ZYA-S 0210	2	10	3	40	1	2	3	4	7	8	9	■	1
A100103133030001	HFAS 0313.03	Z3	ZYA-S 0313	3	13	3	40	1	2	3	4	7	8	9	■	1
A100103133040001	HFAS 0313.03	Z4	ZYA-S 0313	3	13	3	40	2	3	4	7	8	9	■	1	
A100103133050001	HFAS 0313.03	Z5	ZYA-S 0313	3	13	3	40	1	2	3	4	7	8	9	■	1
A100103133080001	HFAS 0313.03	Z7 Steel	ZYA-S 0313	3	13	3	40	1	2	3	5	7	8	9	■	1
A100104136030001	HFAS 0413.06	Z3	ZYA-S 0413	4	13	6	50	1	2	3	4	7	8	9	■	1
A100104136080001	HFAS 0413.06	Z7 Steel	ZYA-S 0413	4	13	6	50	1	2	3	5	7	8	9	■	1
A100106073050001	HFAS 0607.03	Z5	ZYA-S 0607	6	7	3	37	1	2	3	4	7	8	9	■	1
A100106133050001	HFAS 0613.03	Z5	ZYA-S 0613	6	13	3	43	1	2	3	4	7	8	9	■	1
A100106133080001	HFAS 0613.03	Z7 Steel	ZYA-S 0613	6	13	3	43	1	2	3	5	7	8	9	■	1
A100106166030001	HFAS 0616.06	Z3	ZYA-S 0616	6	16	6	50	1	2	3	4	7	8	9	■	1
A100106166040001	HFAS 0616.06	Z4	ZYA-S 0616	6	16	6	50	2	3	4	7	8	9	■	1	
A100106166050001	HFAS 0616.06	Z5	ZYA-S 0616	6	16	6	50	1	2	3	4	7	8	9	■	1
A100106166080001	HFAS 0616.06	Z7 Steel	ZYA-S 0616	6	16	6	50	1	2	3	5	7	8	9	■	1
A100108206030001	HFAS 0820.06	Z3	ZYA-S 0820	8	20	6	60	1	2	3	4	7	8	9	■	1
A100108206040001	HFAS 0820.06	Z4	ZYA-S 0820	8	20	6	60	2	3	4	7	8	9	■	1	
A100108206050001	HFAS 0820.06	Z5	ZYA-S 0820	8	20	6	60	1	2	3	4	7	8	9	■	1
A100108206080001	HFAS 0820.06	Z7 Steel	ZYA-S 0820	8	20	6	60	1	2	3	5	7	8	9	■	1

Shape A, Cylindrical, with end cut



Ordering example: A100102103050001

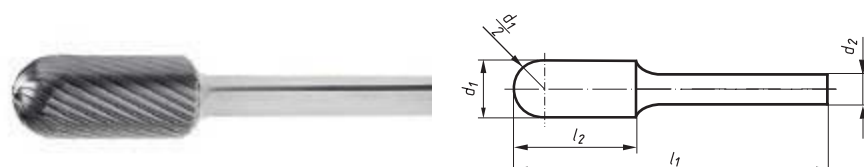
Further dimensions, cuts and shank lengths on request



PG 1

Product number	Description	Cut	similar to DIN 8033	d ₁ mm	l ₂ mm	d ₂ mm	l ₁ mm	recommended for Information on page 438		
A100110136030001	HFAS 1013.06	Z3	ZYA-S 1013	10	13	6	53	① ② ③ ④ ⑦	■	1
A100110136080001	HFAS 1013.06	Z7 Steel	ZYA-S 1013	10	13	6	53	① ② ③ ⑤ ⑦	■	1
A100110206030001	HFAS 1020.06	Z3	ZYA-S 1020	10	20	6	60	① ② ③ ④ ⑦	■	1
A100110206040001	HFAS 1020.06	Z4	ZYA-S 1020	10	20	6	60	② ③ ④ ⑦ ⑧	■	1
A100110206080001	HFAS 1020.06	Z7 Steel	ZYA-S 1020	10	20	6	60	① ② ③ ⑤ ⑦	■	1
A100110256040001	HFAS 1025.06	Z4	ZYA-S 1025	10	25	6	65	② ③ ④ ⑦ ⑧	■	1
A100110256080001	HFAS 1025.06	Z7 Steel	ZYA-S 1025	10	25	6	65	① ② ③ ⑤ ⑦	■	1
A100112256030001	HFAS 1225.06	Z3	ZYA-S 1225	12	25	6	65	① ② ③ ④ ⑦	■	1
A100112256040001	HFAS 1225.06	Z4	ZYA-S 1225	12	25	6	65	② ③ ④ ⑦ ⑧	■	1
A100112256050001	HFAS 1225.06	Z5	ZYA-S 1225	12	25	6	65	① ② ③ ④ ⑦	■	1
A100112256080001	HFAS 1225.06	Z7 Steel	ZYA-S 1225	12	25	6	65	① ② ③ ⑤ ⑦	■	1
A100112258040001	HFAS 1225.08	Z4	ZYA-S 1225	12	25	8	65	② ③ ④ ⑦ ⑧	■	1
A100112258080001	HFAS 1225.08	Z7 Steel	ZYA-S 1225	12	25	8	65	① ② ③ ⑤ ⑦	■	1
A100116256030001	HFAS 1625.06	Z3	ZYA-S 1625	16	25	6	65	① ② ③ ④ ⑦	■	1
A100116256080001	HFAS 1625.06	Z7 Steel	ZYA-S 1625	16	25	6	65	① ② ③ ⑤ ⑦	■	1

Shape C, Cylindrical round nose



Ordering example: A10020210305

Further dimensions, cuts and shank lengths on request



PG 1

Product number	Description	Cut	similar to DIN 8033	d ₁ mm	l ₂ mm	d ₂ mm	l ₁ mm	recommended for Information on page 438		
A10020210305	HFC 0210.03	Z5	WRC 0210	2	10	3	40	① ② ③ ④ ⑦	■	1
A10020210308	HFC 0210.03	Z7 Steel	WRC 0210	2	10	3	40	① ② ③ ⑤ ⑦	■	1
A10020313302	HFC 0313.03	Z2	WRC 0313	3	13	3	40	① ⑤ ⑥ ⑧	■	1
A10020313303	HFC 0313.03	Z3	WRC 0313	3	13	3	40	① ② ③ ④ ⑦	■	1
A10020313304	HFC 0313.03	Z4	WRC 0313	3	13	3	40	② ③ ④ ⑦ ⑧	■	1