

Diamond Heat Tunnels


High performance bottom circulated shrink tunnels

*Packaging*Intelligence



Diamond Heat Tunnels

High performance bottom circulated shrink tunnels



Features:

- Reduced energy consumption by double layered isolation room
- Bottom embedded heat chamber and fan system
- Perfectly dissipated heat inside via adjustable flaps and channels
- Conveying speed control to optimize heat treatment duration
- Instant switching from PE to POF by chain lift-up system (T45 & T60 only)
- Automatic cool down to 70°C before switch off

- Easy to integrate with all types of packaging machines directly
- Equipped with caster wheels & brakes, easy to re-position in facility
- PID controlled accurate heat adjustment
- Circulation fan speed control to optimize air flow rate
- Long lasting covered tunnel conveyor spindles
- Color: Metallic Dark Gray (RAL Code: Customized Mixture)

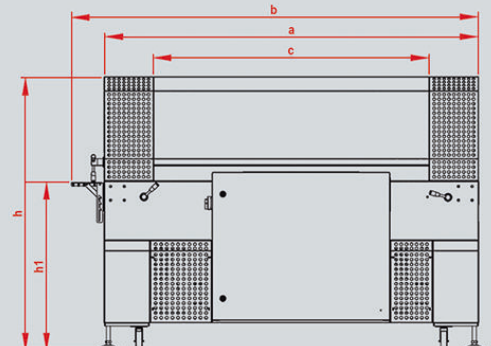
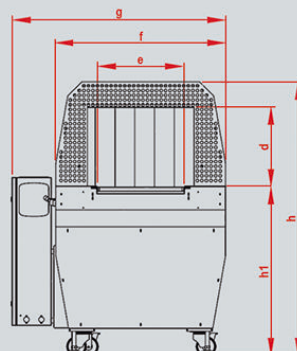
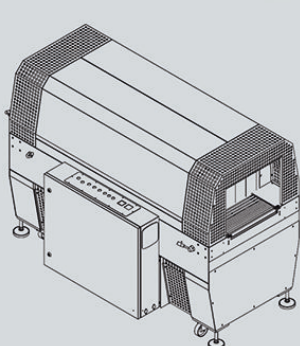
DIAMOND TUNNEL SERIES													
Series	Dimensions (mm / inches)									Energy Cons. Max / Averg.	Power Supply 400V, 3ph	Weight	
	a	b	c	d	e	f	g	h1	h			Net	CRATED
Regular Size Single Cabin Tunnels													
T45 - 1400	1900mm 75"	2065mm 81"	1400mm 55"	250mm 10"	450mm 18"	860mm 34"	1065mm 42"	860mm 34"	1340mm 53"	13kW / 8kW	31 A	600 kg 1323 lb	655 kg 1444 lb
T60 - 1400	1900mm 75"	2065mm 81"	1400mm 55"	250mm 10"	600mm 24"	1000mm 39"	1190mm 47"	860mm 34"	1340mm 53"	17kW / 10kW	35 A	750 kg 1653 lb	820 kg 1808 lb
T80 - 1700	2200mm 87"	2365mm 93"	1700mm 67"	400mm 16"	800mm 31"	1200mm 47"	1390mm 55"	860mm 34"	1490mm 59"	24kW / 14kW	42 A	910 kg 2006 lb	1000 kg 2205 lb
T100 - 1700	2200mm 87"	2365mm 93"	1700mm 67"	400mm 16"	1000mm 39"	1400mm 55"	1590mm 63"	860mm 34"	1490mm 59"	30kW / 18kW	56 A	1100 kg 2425 lb	1210 kg 2668 lb
T120 - 1700	2200mm 87"	2365mm 93"	1700mm 67"	400mm 16"	1200mm 47"	1600mm 63"	1790mm 70"	860mm 34"	1490mm 59"	35kW / 21kW	59 A	1350 kg 2976 lb	1490 kg 3285 lb
T150 - 1700	2200mm 87"	2365mm 93"	1700mm 67"	400mm 16"	1500mm 59"	1900mm 75"	2090mm 82"	860mm 34"	1490mm 59"	41kW / 25kW	68 A	1600 kg 3527 lb	1770 kg 3902 lb
Extended Long Chamber Tunnels													
T45 - 2100	2600mm 102"	2765mm 109"	2100mm 83"	250mm 10"	450mm 18"	860mm 34"	1065mm 39"	860mm 34"	1340mm 53"	20kW / 12kW	42 A	860 kg 1896 lb	945 kg 2083 lb
T60 - 2100	2600mm 102"	2765mm 109"	2100mm 83"	250mm 10"	600mm 24"	1000mm 39"	1190mm 47"	860mm 34"	1340mm 53"	28kW / 17kW	52 A	1000 kg 2205 lb	1110 kg 2447 lb
Double Chamber Tunnels													
T45 - 2800	3300mm 130"	3465mm 136"	2800mm 110"	250mm 10"	450mm 18"	860mm 34"	1065mm 39"	860mm 34"	1340mm 53"	25kW / 15kW	58 A	1040 kg 2293 lb	1160 kg 2557 lb
T60 - 2800	3300mm 130"	3465mm 136"	2800mm 110"	250mm 10"	600mm 24"	1000mm 39"	1190mm 47"	860mm 34"	1340mm 53"	33kW / 20kW	68 A	1200 kg 2646 lb	1360 kg 2998 lb
T80 - 2800	3300mm 130"	3465mm 136"	2800mm 110"	400mm 16"	800mm 31"	1200mm 47"	1390mm 55"	860mm 34"	1490mm 59"	46kW / 28kW	72 A	1450 kg 3197 lb	1650 kg 3638 lb
T100 - 2800	3300mm 130"	3465mm 136"	2800mm 110"	400mm 16"	1000mm 39"	1400mm 55"	1590mm 63"	860mm 34"	1490mm 59"	57kW / 34kW	90 A	1700 kg 3748 lb	1950 kg 4299 lb
T120 - 2800	3300mm 130"	3465mm 136"	2800mm 110"	400mm 16"	1200mm 47"	1600mm 63"	1790mm 70"	860mm 34"	1490mm 59"	66kW / 40kW	100 A	1950 kg 4299 lb	2240 kg 4938 lb
T150 - 2800	3300mm 130"	3465mm 136"	2800mm 110"	400mm 16"	1500mm 59"	1900mm 75"	2090mm 82"	860mm 34"	1490mm 59"	78kW / 47kW	115 A	2200 kg 4850 lb	2530 kg 5578 lb

Optional:

- Alternative conveyor types: Wire Mesh, Teflon Mesh, Plastic Mesh
- Higher chamber and frame designs are available
- Ironing Rollers at discharge for side smoothing of PE wrapped package
- PE Cooling Fan at discharge for fast cool-down of PE wrapped package
- Exhaust gas hood can be applied if required by application
- Stainless steel versions are available for wet/moist working environment
- Recordable heat and speed via touch panel controller

Safety Measures:

- At the infeed and discharge points of the tunnels metal protection shields are applied to avoid human contact to high temperature surfaces.
- Conveyors stop automatically during jams to avoid further problems.
- Against high temperature or fire risk, in case of the stop of the conveyor or fan circulation, the heaters are isolated automatically.
- Tunnel fan have been protected with mesh guards and operator hands can not be contacted.



R2 EN