

EXPERTIG



EXPERTIG [en]

The new EXPERTIG handle is the result of a study of balanced weight, necessary to be able to weld easily and effortlessly.

The EXPERTIG range includes air- and water-cooled torches from 110 to 320 Amps (DC).

EXPERTIG comes as standard with TSK plugs.

The EXPERTIG torch series offers two different handle sizes.

With the EXPERTIG switch variations you can find the perfect match to your welding machine.

Thanks to the four different PC board options, the EXPERTIG torch can be quickly configured to your machine. The removal and changing of the switch take few seconds.

visit [trafimet.com](https://www.trafimet.com)
for more details about the products.



TIG welding torches

EXPERTIG [it]

La nuova impugnatura EXPERTIG è il risultato di uno studio del peso bilanciato, necessario per poter saldare facilmente e senza sforzo. La gamma EXPERTIG include torce raffreddate ad aria e ad acqua da 110-320 A (DC). Le torce EXPERTIG vengono fornite di serie con le spine TSK.

La serie di torce EXPERTIG offre due diverse dimensioni per l'impugnatura. Le varianti di interruttori EXPERTIG ti consentono di trovare l'abbinamento perfetto per la tua saldatrice. Grazie alle quattro diverse opzioni di scheda PCB, puoi configurare rapidamente la torcia EXPERTIG sulla tua macchina. La rimozione e la sostituzione dell'interruttore richiedono pochi secondi.

EXPERTIG [de]

Mit dem neuen EXPERTIG-Griff kann man noch leichter und müheloser schweißen. Das EXPERTIG-Sortiment umfasst luft- und wassergekühlte Brenner von 110 bis 320 Ampere (DC). Der EXPERTIG wird standardmäßig mit TSK-Steckern geliefert. Der Konfigurator hilft Ihnen, den richtigen Anschluss zu einer Vielzahl von TIG-Maschinen zu finden. Die EXPERTIG-Brennenserie bietet zwei verschiedene Griffgrößen. Mit den EXPERTIG-Schaltervariationen können Sie die perfekte Kombination für Ihr Schweißgerät finden. Dank der vier verschiedenen Schalter-Optionen kann der EXPERTIG-Brenner schnell an Ihre Maschine angepasst werden. Das Entfernen und Wechseln des Schalters dauert nur wenige Sekunden.

EXPERTIG [fr]

La nouvelle poignée EXPERTIG est le fruit d'une étude de poids équilibré, nécessaire pour pouvoir souder facilement et sans effort. La gamme EXPERTIG comprend des torches à refroidissement par air et par eau de 110 à 320 A (CC). EXPERTIG dispose de prises TSK en série. Les torches de la série EXPERTIG proposent deux tailles de poignées. Avec les variantes d'interrupteurs EXPERTIG, vous pouvez trouver la combinaison idéale pour votre poste à souder. Grâce aux quatre options de cartes de circuits imprimés, la torche EXPERTIG peut être rapidement configurée sur votre machine. Le retrait et le changement de l'interrupteur prennent quelques secondes.

EXPERTIG [tr]

Yeni EXPERTIG kabza, kolayca ve zahmetsizce kaynak yapmak için gerekli olan dengeli ağırlığa dair yapılan çalışmaların sonucudur. EXPERTIG serisi, 110 ile 320 Amper (DC) arasındaki hava ve su soğutmalı torçları içerir. EXPERTIG, TSK bağlantı fişleriyle standart olarak sunulur. EXPERTIG torç serisi iki farklı kabza boyutuna sahiptir. EXPERTIG tetik çeşitleri ile kaynak makinenize en uygun çözümü bulabilirsiniz. EXPERTIG torçlar, dört farklı elektronik tetik kartı seçeneği sayesinde makineniz için hızlı bir şekilde yapılandırılabilir. Tetiği çıkarıp değiştirmek sadece birkaç saniye sürer.

EXPERTIG 18

CE EN60974-7



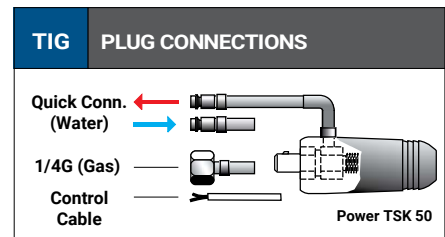

CODE	↔				
TB1804S-511-WA3	4 m	12,5'	Single Button		1
TB1808S-511-WA3	8 m	25'			

OPTIONAL STARTER KIT

CODE	∅			
TT0103	1,6 mm	1/16"		1
TT0104	2,4 mm	3/32"		1
TT0105	3,2 mm	1/8"		1

TECHNICAL DATA		
	EXPERTIG 18	
	0,90 kg	1,98 lb
	113	
	Argon	
	0,5 ÷ 4,0 mm	0,020" ÷ 5/32"
	320A DC - 270A AC	
	4 bar	
	1,5 l/min	

	CODE		
4	TQ0002		10
5	TG0018		1
6	TG0118		1
7	BW0066		10
7	EA0130		10
8	TT0611		1
9	TT0630		1
10	BW0311		1
10	TT0602		1
11	TH1473-040		1
11	TH1473-080		1
12	TH0082		1
12	TH0083		1
13	CX0080		1



SWITCHES BUTTON KITS








EXPERTIG



SWITCH COVER + SILICON BUTTON KITS




CODE		
TT0611		Single Button Kit 1
TT0612		Double Buttons Kit 1
TT0613		Triple Buttons Kit 1
TT0620		Single Button + Potentiometer Kit 1




PC-BOARDS

CODE		
TT0630		Pc-Board (1 - 2 buttons) 1
TT0634		Pc-Board (3 buttons) 1
TT0631		Pc-Board Single Button + 1 kOhm Potentiometer 1
TT0632		Pc-Board Single Button + 5 kOhm Potentiometer 1
TT0633		Pc-Board Single Button + 10 kOhm Potentiometer 1

TUNGSTEN ELECTRODES




CODE		\varnothing 	\longleftrightarrow	
TR0001-10	WP Pure	1 mm	150 mm	1
TR0001-16		1,6 mm	150 mm	1
TR0001-20		2 mm	150 mm	1
TR0001-24		2,4 mm	150 mm	1
TR0001-32		3,2 mm	150 mm	1
TR0001-40		4 mm	150 mm	1
TR0002-10	WP Pure	1 mm	175 mm	1
TR0002-16		1,6 mm	175 mm	1
TR0002-20		2 mm	175 mm	1
TR0002-24		2,4 mm	175 mm	1
TR0002-32		3,2 mm	175 mm	1
TR0002-40		4 mm	175 mm	1
TR0007-10	WC20 Ceriated CeO ₂	1 mm	150 mm	1
TR0007-16		1,6 mm	150 mm	1
TR0007-20		2 mm	150 mm	1
TR0007-24		2,4 mm	150 mm	1
TR0007-32		3,2 mm	150 mm	1
TR0007-40		4 mm	150 mm	1
TR0008-10	WC20 Ceriated CeO ₂	1 mm	175 mm	1
TR0008-16		1,6 mm	175 mm	1
TR0008-20		2 mm	175 mm	1
TR0008-24		2,4 mm	175 mm	1
TR0008-32		3,2 mm	175 mm	1
TR0008-40		4 mm	175 mm	1
TR0011-10	WL10 Lanthanium La ₂ O ₃	1 mm	150 mm	1
TR0011-16		1,6 mm	150 mm	1
TR0011-20		2 mm	150 mm	1
TR0011-24		2,4 mm	150 mm	1
TR0011-32		3,2 mm	150 mm	1
TR0011-40		4 mm	150 mm	1
TR0012-16	WL10 Lanthanium La ₂ O ₃	1,6 mm	175 mm	1
TR0012-24		2,4 mm	175 mm	1
TR0012-32		3,2 mm	175 mm	1

CODE		\varnothing 	\longleftrightarrow	
TR0013-10	WL15 Lanthanium La ₂ O ₃	1 mm	150 mm	1
TR0013-16		1,6 mm	150 mm	1
TR0013-20		2 mm	150 mm	1
TR0013-24		2,4 mm	150 mm	1
TR0013-32		3,2 mm	150 mm	1
TR0013-40		4 mm	150 mm	1
TR0014-10	WL15 Lanthanium La ₂ O ₃	1 mm	175 mm	1
TR0014-16		1,6 mm	175 mm	1
TR0014-20		2 mm	175 mm	1
TR0014-24		2,4 mm	175 mm	1
TR0014-32		3,2 mm	175 mm	1
TR0014-40		4 mm	175 mm	1
TR0017-10	WL20 Lanthanium La ₂ O ₃	1 mm	150 mm	1
TR0017-16		1,6 mm	150 mm	1
TR0017-20		2 mm	150 mm	1
TR0017-24		2,4 mm	150 mm	1
TR0017-32		3,2 mm	150 mm	1
TR0017-40		4 mm	150 mm	1
TR0018-10	WL20 Lanthanium La ₂ O ₃	1 mm	175 mm	1
TR0018-16		1,6 mm	175 mm	1
TR0018-20		2 mm	175 mm	1
TR0018-24		2,4 mm	175 mm	1
TR0018-32		3,2 mm	175 mm	1
TR0018-40		4 mm	175 mm	1
TR0021-10	WR2 Oxides mix	1 mm	150 mm	1
TR0021-16		1,6 mm	150 mm	1
TR0021-20		2 mm	150 mm	1
TR0021-24		2,4 mm	150 mm	1
TR0021-32		3,2 mm	150 mm	1
TR0021-40		4 mm	150 mm	1
TR0022-10	WR2 Oxides mix	1 mm	175 mm	1
TR0022-16		1,6 mm	175 mm	1
TR0022-20		2 mm	175 mm	1
TR0022-24		2,4 mm	175 mm	1
TR0022-32		3,2 mm	175 mm	1
TR0022-40		4 mm	175 mm	1

TIG CONSUMABLE KITS

STARTER KITS



9 - 20 - 20 HC - 25

CODE	Ø		
TT0221	1,6 mm	1/16"	1
TT0222	2,4 mm	3/32"	1


17 - 18 - 18 HC - 26

CODE	Ø		
TT0223	1,6 mm	1/16"	1
TT0224	2,4 mm	3/32"	1

24 - 24W

CODE	Ø		
TT0226	1,6 mm	1/16"	1

STARTER KITS



9 - 20 - 20 HC - 25

CODE	Ø			
TT0101	1,6 mm	1/16"	WR2	1
TT0102	2,4 mm	3/32"	WR2	1

17 - 18 - 18 HC - 26


CODE	Ø			
TT0103	1,6 mm	1/16"	WR2	1
TT0104	2,4 mm	3/32"	WR2	1
TT0105	3,2 mm	1/8"	WR2	1

24 - 24W



CODE	Ø			
TT0203	1,6 mm	1/16"	WC20	1
TT0204	2,4 mm	3/32"	WC20	1

TIG CONSUMABLE KITS



STARTER KITS WITH BACK CAP



9 - 20 - 20 HC - 25

CODE	Ø			
TT0021	1,6 mm	1/16"	WC20	1
TT0022	2,4 mm	3/32"	WC20	1


17 - 18 - 18 HC - 26

CODE	Ø			
TT0023	1,6 mm	1/16"	WC20	1
TT0024	2,4 mm	3/32"	WC20	1
TT0025	3,2 mm	1/8"	WC20	1


MASTER KITS



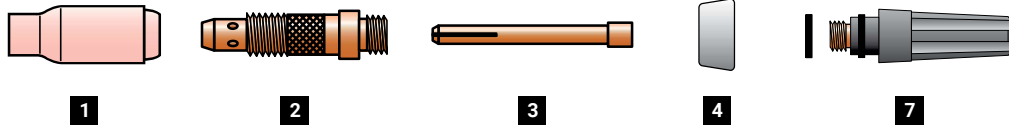
9 - 20 - 20 HC - 25

CODE	Ø	
TT0109	1,0 mm - 1,6 mm - 2,0 mm - 2,4 mm - 3,2 mm	1

17 - 18 - 18 HC - 26

CODE	Ø	
TT0110	1,6 mm - 2,0 mm - 2,4 mm - 3,2 mm - 4,0 mm	1

TIG 17 / 18 / 18 HC / 26 - CONSUMABLES



STANDARD

	CODE		Gr	Ø		↔	REF	
1	TC0002		4	6,4 mm	1/4"	47 mm	10N50	10
1	TC0003		5	8 mm	5/16"	47 mm	10N49	10
1	TC0004		6	9,8 mm	3/8"	47 mm	10N48	10
1	TC0005		7	11,2 mm	7/16"	47 mm	10N47	10
1	TC0006		8	12,7 mm	1/2"	47 mm	10N46	10
1	TC0007		10	15,7 mm	5/8"	47 mm	10N45	10
1	TC0008		12	19 mm	3/4"	47 mm	10N44	10
1	TC0091		5	8 mm	5/16"	76 mm	10N49L	10
1	TC0092		6	9,5 mm	3/8"	76 mm	10N48L	10
1	TC0093		7	11 mm		76 mm	10N47L	10
2	TE0001-05			0,5 mm	.020"	47 mm	10N29	10
2	TE0001-10			1,0 mm	.040"	47 mm	10N30	10
2	TE0001-16			1,6 mm	1/16"	47 mm	10N31	10
2	TE0001-20			2,0 mm	5/64"	47 mm	-	10
2	TE0001-24			2,4 mm	3/32"	47 mm	10N32	10
2	TE0001-32			3,2 mm	1/8"	47 mm	10N28	10
2	TE0001-40			4,0 mm	5/32"	47 mm	406488	10
2	TE0001-48			4,8 mm	3/16"	47 mm	30126	10

	CODE		Gr	Ø		↔	REF	
3	TD0001-05			0,5 mm	.020"	50 mm	10N21	10
3	TD0001-10			1,0 mm	.040"	50 mm	10N22	10
3	TD0001-16			1,6 mm	1/16"	50 mm	10N23	10
3	TD0001-20			2,0 mm	5/64"	50 mm	-	10
3	TD0001-24			2,4 mm	3/32"	50 mm	10N24	10
3	TD0001-32			3,2 mm	1/8"	50 mm	10N25	10
3	TD0001-40			4,0 mm	5/32"	50 mm	54N20	10
3	TD0001-48			4,8 mm	3/16"	50 mm	30028	10
4	TQ0002						18CG	10
4	TQ0008 *						-	10
7	BW0056					58 mm	57Y03	10
7	BW0066					117 mm	57Y02	10
7	BW0067					22,5 mm	57Y04	10
7	EA0130							10

* ONLY FOR 18 HC

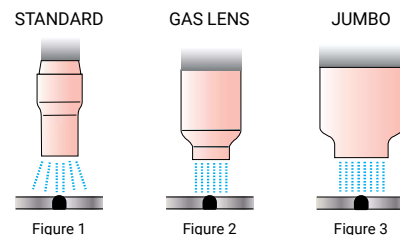
GAS LENS

	CODE		Gr	Ø		↔	REF	
1	TC0031		4	6,4 mm	1/4"	42 mm	54N18	10
1	TC0032		5	8 mm	5/16"	42 mm	54N17	10
1	TC0033		6	9,8 mm	3/8"	42 mm	54N16	10
1	TC0034		7	11,2 mm	7/16"	42 mm	54N15	10
1	TC0035		8	12,7 mm	1/2"	42 mm	54N14	10
1	TC0036		11	19 mm	3/4"	42 mm	53N87	10
1	TC0037			17,2 mm		28,6 mm	54N19	10
1	TC0086		5	8 mm	5/16"	76 mm	54N17L	10
1	TC0087		6	9,5 mm	3/8"	76 mm	54N16L	10
1	TC0088		7	11 mm		76 mm	54N15L	10
2	TE0006-05			0,5 mm	.020"	50 mm	45V29	10
2	TE0006-10			1,0 mm	.040"	50 mm	45V24	10
2	TE0006-16			1,6 mm	1/16"	50 mm	45V25	10
2	TE0006-20			2,0 mm	5/64"	50 mm	-	10
2	TE0006-24			2,4 mm	3/32"	50 mm	45V26	10
2	TE0006-32			3,2 mm	1/8"	50 mm	45V27	10
2	TE0006-40			4,0 mm	5/32"	50 mm	45V28	10
3	TD0022-10			1,0 mm	.040"	52 mm	-	10
3	TD0022-16			1,6 mm	1/16"	52 mm	-	10
3	TD0022-24			2,4 mm	3/32"	52 mm	-	10
3	TD0022-32			3,2 mm	1/8"	52 mm	-	10
3	TD0022-40			4,0 mm	5/32"	52 mm	-	10
4	TQ0003						54N01	10
7	BW0056					58 mm	57Y03	10
7	BW0066					117 mm	57Y02	10
7	BW0067					22,5 mm	57Y04	10
7	EA0130							10

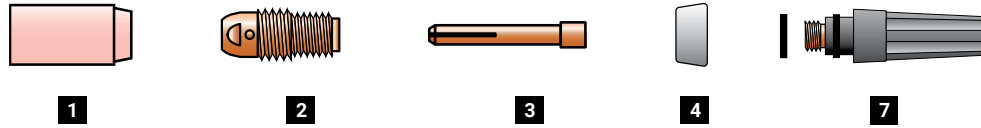
GAS LENS XL (JUMBO)

	CODE		Gr	Ø		↔	REF	
1	TC0118		8	12,7 mm	1/2"	48 mm	57N74	10
1	TC0119		10	15,7 mm	5/8"	48 mm	53N88	10
1	TC0120		12	19,5 mm	3/4"	48 mm	53N87	10
2	TE0009-16			1,6 mm	1/16"	51 mm	45V16	2
2	TE0009-24			2,4 mm	3/32"	51 mm	45V64	2
2	TE0009-32			3,2 mm	1/8"	51 mm	995795	2
2	TE0009-40			4,0 mm	5/32"	51 mm	45V63	2
3	TD0001-05			0,5 mm	.020"	50 mm	10N21	10
3	TD0001-10			1,0 mm	.040"	50 mm	10N22	10
3	TD0001-16			1,6 mm	1/16"	50 mm	10N23	10
3	TD0001-20			2,0 mm	5/64"	50 mm	-	10
3	TD0001-24			2,4 mm	3/32"	50 mm	10N24	10
3	TD0001-32			3,2 mm	1/8"	50 mm	10N25	10
3	TD0001-40			4,0 mm	5/32"	50 mm	54N20	10
3	TD0001-48			4,8 mm	3/16"	50 mm	30028	10
4	TQ0027						54N63	10
7	BW0056					58 mm	57Y03	10
7	BW0066					117 mm	57Y02	10
7	BW0067					22,5 mm	57Y04	10
7	EA0130							10

Protection gas flow is usually guttered by a STANDARD ceramic nozzle (Figure 1). Such flow is affected by turbulences of torch head which are caused by the inlet pressure. In order to assure an uniform gas distribution, above all in stainless steel, titanium and aluminium alloys welding, we suggest the use of GAS LENS spare parts. The electrode holder equipped with a gas lens net, uniforms the flow (Figure 2) and aid to save the protection gas. Where permitted by external dimensions, it is recommended the JUMBO version which increases the protected surface with advantage for welding quality (Figure 3).



TIG 17 / 18 / 18 HC / 26 - STUBBY CONSUMABLES

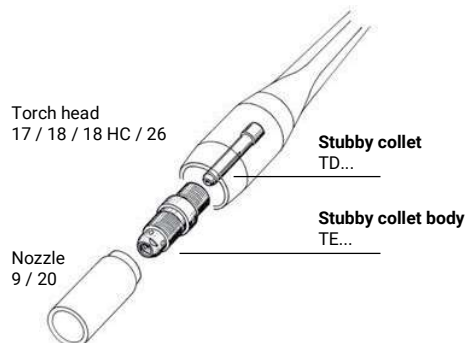


STUBBY

	CODE		Gr	Ø	↔	REF	
1	TC0012		4	6,4 mm 1/4"	30 mm	13N08	10
1	TC0013		5	8 mm 5/16"	30 mm	13N09	10
1	TC0014		6	9,8 mm 3/8"	30 mm	13N10	10
1	TC0015		7	11,2 mm 7/16"	30 mm	13N11	10
1	TC0016		8	12,7 mm 1/2"	30 mm	13N12	10
1	TC0017		10	15,7 mm 5/8"	30 mm	13N13	10
1	TC0096		4	6,5 mm 1/4"	48 mm	796F71	10
1	TC0097		5	8 mm 5/16"	48 mm	796F72	10
1	TC0098		6	9,5 mm 3/8"	48 mm	796F73	10
1	TC0101		4	6,5 mm 1/4"	63 mm	796F75	10
1	TC0102		5	8 mm 5/16"	63 mm	796F76	10
1	TC0103		4	6,5 mm 1/4"	89 mm	796F79	10
2	TE0002-00			1,0 mm .040"	24,5 mm	17CB20	10
3	TD0002-10			1,0 mm .040"	29 mm	10N22S	10
3	TD0002-16			1,6 mm 1/16"	29 mm	10N23S	10
3	TD0002-20			2,0 mm	29 mm		10
3	TD0002-24			2,4 mm 3/32"	29 mm	10N24S	10
3	TD0002-32			3,2 mm 1/8"	29 mm	10N25S	10
4	TQ0002					18CG	10
4	TQ0008 *					-	10
7	BW0056				58 mm	57Y03	10
7	BW0066				117 mm	57Y02	10
7	BW0067				22,5 mm	57Y04	10
7	EA0130						10

* ONLY FOR 18 HC

The **Stubby collets** allow the use of the small nozzles of the 9/20 series on the 17/18/26 torch bodies.



STUBBY GAS LENS

	CODE		Gr	Ø	↔	REF	
1	TC0041		4	6,4 mm 1/4"	25,5 mm	53N58	10
1	TC0042		5	8 mm 5/16"	25,5 mm	53N59	10
1	TC0043		6	9,8 mm 3/8"	25,5 mm	53N60	10
1	TC0044		7	11,2 mm 7/16"	25,5 mm	53N61	10
1	TC0045		8	12,7 mm 1/2"	25,5 mm	53N61S	10
2	TE0095-16			1,6 mm 1/16"	29 mm	-	10
2	TE0095-20			2,0 mm 5/64"	29 mm	-	10
2	TE0095-24			2,4 mm 3/32"	29 mm	-	10
2	TE0095-32			3,2 mm 1/8"	29 mm	-	10
3	TD0095-16			1,6 mm 1/16"	30,7 mm	-	10
3	TD0095-20			2,0 mm 5/64"	30,7 mm	-	10
3	TD0095-24			2,4 mm 3/32"	30,7 mm	-	10
3	TD0095-32			3,2 mm 1/8"	30,7 mm	-	10
4	TQ0095					18CG20	10
4	TQ0096 *						10
7	BW0056				58 mm	57Y03	10
7	BW0066				117 mm	57Y02	10
7	BW0067				22,5 mm	57Y04	10
7	EA0130						10

* ONLY FOR 18 HC

STUBBY GAS LENS (C u)

	CODE		Gr	Ø	↔	REF	
1	TC0041		4	6,4 mm 1/4"	25,5 mm	53N58	10
1	TC0042		5	8 mm 5/16"	25,5 mm	53N59	10
1	TC0043		6	9,8 mm 3/8"	25,5 mm	53N60	10
1	TC0044		7	11,2 mm 7/16"	25,5 mm	53N61	10
1	TC0045		8	12,7 mm 1/2"	25,5 mm	53N61S	10
2	TE0096-16			1,6 mm 1/16"	30,6 mm	-	10
2	TE0096-20			2,0 mm 5/64"	30,6 mm	-	10
2	TE0096-24			2,4 mm 3/32"	30,6 mm	-	10
2	TE0096-32			3,2 mm 1/8"	30,6 mm	-	10
3	TD0096-16			1,6 mm 1/16"	33 mm	-	10
3	TD0096-20			2,0 mm 5/64"	33 mm	-	10
3	TD0096-24			2,4 mm 3/32"	33 mm	-	10
3	TD0096-32			3,2 mm 1/8"	33 mm	-	10
4	TQ0095					18CG20	10
4	TQ0096 *						10
7	BW0056				58 mm	57Y03	10
7	BW0066				117 mm	57Y02	10
7	BW0067				22,5 mm	57Y04	10
7	EA0130						10

* ONLY FOR 18 HC