



## Sherpa 100 2Speed Technical Datasheet



# SHERPA 100 2Speed

## Technical Datasheet



### Motor

Capacity	: 4.2 hp
Max. revolutions	: 1950 rpm
Adjusted revolutions	: 1350/1650 rpm
Type	: PMAC Motor
Cooling	: Air cooled

### Capacity data

Breakout force	: 650 kg
Tractive force	: 390 kg
Work- drive hydraulics (turtle)	: 11 L/min - 180 bar
Work- drive hydraulics (hare)	: 16 L/min - 180 bar
Hydraulic tank capacity	: 38 L

### Tires

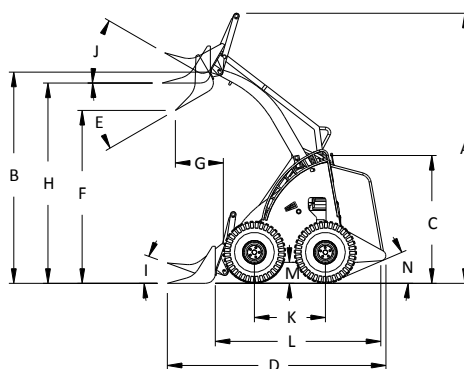
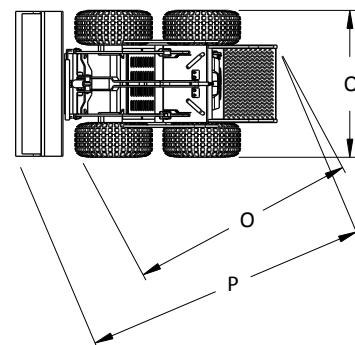
Standard	: 4.00-8
----------	----------

### Brakes

Braking system	: Hydrostatic on 2 rear wheels/2 front wheels through chain transmission
----------------	--

### Drive system

Drive	: Hydrostatic on 2 rear wheels/2 front wheels through chain transmission
Max. Speed (turtle)	: 0-3 (proportional) km/h
Max. Speed (hare)	: 0-4 (proportional) km/h
Steering	: Skid steering




### Dimensions in mm

A	Maximum height with bucket up	2545
B	Height hinge point coupling plate	2050
C	Maximum height with bucket low	1220
D	Length + bucket	2165
E	Bucket angle when dumping	51°
F	Height underside of the bucket when dumping	1480
G	Length from front wheel to bucket when dumping	180
H	Height bucket horizontally	1860
I	Bucket angle low	26°
J	Bucket angle high	53°
K	Wheelbase	657
L	Length to coupling plate	1520
M	Ground clearance	121
N	Rear Angle	14°
O	Turning radius	1606
P	Turning radius with bucket	2250
Q	Width	760

# SHERPA 100 2Speed

## Technical Datasheet



### Electrical system

**Voltage** : 24 V

**Battery capacity** : 8.6 kWh

### Max. Dimensions

(L mm x B mm x H mm, excl. bucket)

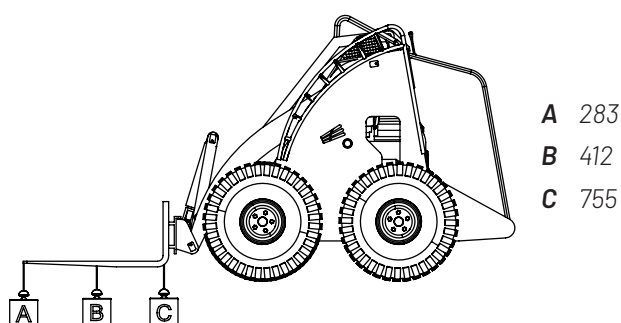
**Standard** : 1520 x 760 x 1220

### Kerb weight

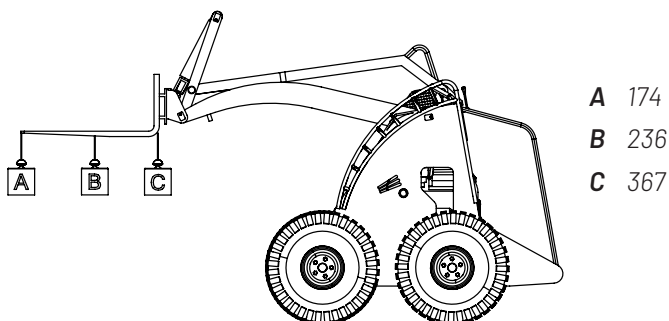
820 kg

### Tipping loads (kg)\*:

Palletforks load low\*\*



Palletforks load high\*\*



\* Including operator 75kg

\*\* Take into account a safety factor of 30%

## SHERPA 100 2Speed

Our SHERPA 100 2Speed, as the name suggests, has 2 speeds. Slowly with more power; to maneuver and work and a second gear to cover longer distances with a higher speed. Thanks to the ingenious design with 2 hydraulic pumps of which the switch can be operated while driving, it is a real pleasure to work with this machine.



**More information? Please contact us!**

**SHERPA**  
MINI-LOADERS

Canadabaan 14

5388 RT Nistelrode

Nederland

+31 412 61 33 44

[info@sherpaminiloaders.com](mailto:info@sherpaminiloaders.com)

[www.sherpaminiloaders.com](http://www.sherpaminiloaders.com)

**Follow us**

