

SHERPA

Z30 P110



NL V22.10-1



SHERPA
MINI-LOADERS

TECHNICAL DATA

SHERPA Z30 P110



Motor

Manufacturer	Honda
Type	GX390
Capacity	9/12 kW/Hp
Revolutions per minute	3600 rpm
Adjusted amount of revolutions	3200 rpm
Number of cylinders	1
Cooling	Air cooled
Fuel	Petrol (Euro95)
Fuel tank capacity	6,1l

Drive system

Hydrostatic through 4 hydraulic wheel motors

Speed

0-7 (proportional) km/h*

Capacity data

Breakout force	726 kg
Tractive force	381 kg*
Hydraulic drive- and working system	26/190 l/bar
Hydraulic tank capacity	38 l

Tires

Standard 4.00x10 - Trac profile tires

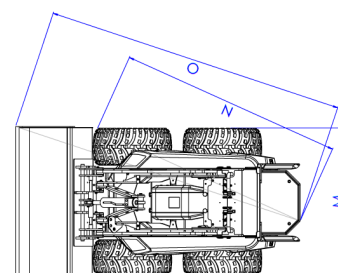
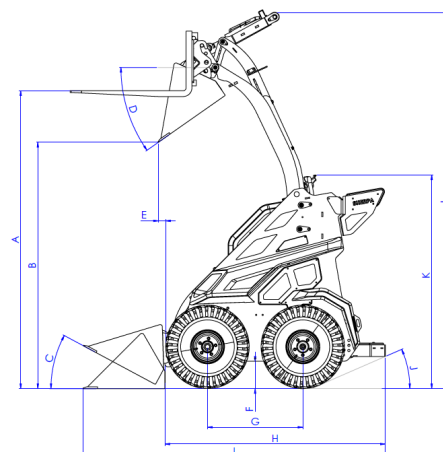
Brakes

Braking system Hydrostatic through 4 hydraulic wheel motors

Steering

Skid steering

Dimensions in mm on standard tyres



A Max. height pallet forks	2013	J Rear angle	18°
B Max. dump height	1661	K Height machine	1458
C Angle bucket low	28°	L Total max height	2552
D Bucket angle when dumping	35°	M Width narrow tires	760
E Length from front wheel to bucket when dumping	87	N Width wide tires	1000
F Ground clearance	151	O Turning radius	1552
G Wheelbase	657		
H Length machine (folded footplate)	1519 ⁽¹³⁴⁵⁾		
I Length machine with bucket	2075		

* Depending on choice of tires

specifications and features are subject to change without notice

TECHNICAL DATA

SHERPA Z30 P110

Electrical system

Voltage	12 V
Battery capacity	45 Ah

Max. Dimensions (L mm x B mm x H mm, without bucket)

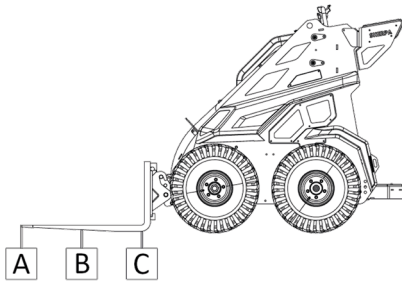
Standard	1519 x 760 x 1458
----------	-------------------

Kerb weight

693 kg (with standard tires)

Tipping loads (kg)*

Pallet forks low**

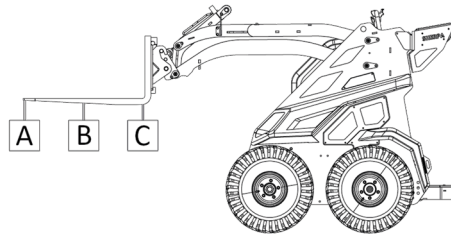


A 261

B 379

C 695

Pallet forks high**



A 182

B 241

C 360

* Including driver 75kg

** Consider a safety factor of 30%

SHERPA Z30 P110

The SHERPA Z30 is equipped with a powerful Honda GX390 motor and has a width of only 76 centimetres. You will therefore have no troubles manoeuvring this machine through narrow passages, like elevators and garden gates. This makes the Z30 the ideal asset to any landscaper and other professionals in the green industry!

More information?

Call us +31 412 61 33 44

Canadabaan 14 | 5388 RT Nistelrode | www.sherpaminiloaders.com

