




DENER MAKİNA SAN. TİC. LTD. ŞTİ.

- +90 352 321 13 50
- +90 352 321 13 53
- O.S.B. 8.Cadde No:40-42
38070 Kayseri / TÜRKİYE
- info@dener.com
- www.dener.com



SWING BEAM - GUILLOTINE SHEARING



HYDRAULIC
SHEARING



BS SERIES SWING BEAM SHEAR

Easy, accurate, rock solid welded steel construction proven design that thousands of customers across the world have come to rely on.

Dener Swing Beam Shears are starting from 6 mm up to 20 mm thickness and cutting length from 2 m up to 6 m as a standard and according to the special demanded higher capacity machines are available.

Main features of the Swing Beam Shears are; NC controller for Back Gauge, single point manual blade gap adjustment, 1000 mm motorized ball screw back gauge, cutting length adjustment by timer, 1 m flip up front guarding, Sheet support arms and squaring support, sheet slider table and back slider.



SWING BEAM SHEAR



NC CONTROLLER

The HT 071 is a very compact, simply programmable single axis controller for swing beam shear. This unit has back gauge control, retract, and stroke counter and program memory up to 99 programs with 20 steps. Back gauge axis control is two speed Ac control. Referencing is not necessary controller always remember the last position. The back gauge can be moved manually by selecting push buttons in 2 different speeds. Total working hours and total cut counter is also standard with controller.

HT 071 FEATURING

- LCD display
- Back gauge control
- Actual position visualization
- Stock counter
- Program memory up to 99 parts
- Programmable up to 20 steps
- User-friendly one-touch programming
- Retract
- Semi automatic and automatic funtion.
- Stroke limitation



FOOT PEDAL

Remote Foot Control Pedal with Emergency Stop Button

FRONT ARMS

Table Equipped With Sheet Slider Balls Operations Square Arm With Rear Supporting Nail in T-Slot Front Support Arms With T-Slots




Sheet Slider



Motorized Back Gauge has $\pm 0,1$ mm Accuracy



Front Protection Frame



Hold Down Pads



BS SERIES OPTIONAL EQUIPMENT



Longer Front Support Arms 2m /3m



Spare Blades




Hydraulic Oil Cooler System



Pneumatic Sheet Support System



Motorized Blade Gap Adjustment with CNC Controller



Light Curtain

ESA S 530 CONTROLLER

- 7" LCD TFT display
- Back gauge control
- Blade gap control
- Cutting angle control
- Cutting length adjustment
- Programmable up to 100 steps
- Positioning correction
- Step repetition
- Inch/mm selection
- 2 serial port rs232.
- 2 USB (2.0) ports.
- 1 VGA port for external monitor connection
- 1 ethernet port 10/100 Mbit (lan connection)
- 128 MB silicon disk.
- 24Vdc power supply.



CNC Controller for Motorized Blade Gap Adjustment



BS SERIES NC SWING BEAM SHEAR

		BSY	BS	BS	BS	BS	BS	BS	BS	BS	BS	BS	BS	BS	BS	BS
		3006	3010	3013	3016	3020	4006	4010	4013	4016	4020	6006	6010	6013	6016	6020
Cutting Length	(mm)	3120	3120	3120	3120	3120	4160	4160	4160	4160	4160	6240	6240	6240	6240	6240
Cutting Capacity (Mild Steel)	(mm)	6	10	13	16	20	6	10	13	16	20	6	10	13	16	20
Cutting Angle	degree	1,39	2	2,5	2,5	2,5	1,33	2	2	2	2	1,33	1,5	1,5	1,5	1,5
Hold Down Pad Number	pcs	15	15	15	15	18	19	19	19	19	19	37	37	37	37	28
Main Motor	kW	11	22	30	30	37	11	22	30	30	37	11	22	30	37	37
Cutting Pcs	cuts/min.	18	12	12	12	9	14	8	8	8	6	4	4	4	4	4
Oil Tank	lt	200	200	400	400	475	240	240	400	400	475	475	475	600	600	600
Length	L (mm)	3840	3850	3850	3875	3950	4890	4910	4930	4950	4980	6910	6930	6950	6985	6985
Throat Depth	E (mm)	150	150	150	150	150	150	150	150	150	150	150	150	150	315	360
Width Without Ruler	B (mm)	2050	2175	2270	2350	2420	2050	2160	2345	2380	2400	2450	2480	2500	2500	2500
Width	W (mm)	2745	3060	3160	3200	3350	2750	3120	3160	3190	3350	3610	3630	3650	3700	3700
Height	H (mm)	1700	1850	2000	2170	2430	1820	2000	2100	2480	2600	2730	2730	2730	2730	2730
Weight	Kg	6500	12250	13500	15000	22000	8000	10500	16750	18400	25500	23000	25000	27750	34500	44950

