



Hydraulic Tools

Compact, Portable
and Versatile

People. Passion. Performance.

 Chicago
Pneumatic

MAKE YOUR JOB EASIER

If you travel to a new site every day, do the job in hours and move on, you need the versatility of handheld hydraulic tools from Chicago Pneumatic. From hammers and breakers to cut-off saws and core drills, the complete CP range is built to save time and effort. They're ideal for applications such as building renovation, highway maintenance, and utility work — any situation where portability and flexibility are a must.

These portable tools can be used anywhere, in any weather condition, independent of electric or pneumatic supply. If you have limited space and need to get the job done in no amount of time and in any weather condition - make sure to count on our handheld hydraulic tools.





Flexibility in the palm of your hands



Compact

If you're working in small spaces, our hydraulic tools are the best option to go for. Reduce your footprint and don't worry about cramped spaces when using our products.



Versatile

Use our wide variety of hydraulic, multipurpose tools to answer all of your needs. Connect to our Power Pack and you're good to go. Change tools according to the application you're performing and enjoy our versatile gamma of handheld hydraulic tools.



Portable

Have easy access to every job site with our handheld hydraulic tools. Thanks to the simple, yet powerful design, we offer you the best solution to get the job done quick and efficiently thanks to the portability of both the tools and the power packs.

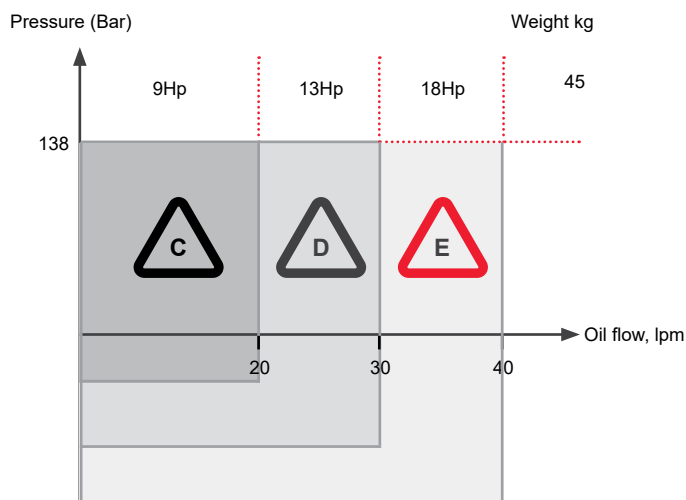


Operator-friendly design

Several models in our handheld hydraulic tools range are vibration reduced models. They offer the same breaking performance with added vibration reduction. Thanks to this, the operator knows more comfort for a higher productivity and will literally feel the difference whilst breaking.

Improve your reliability

Power packs, tools and hoses are fitted with flat-face EHTMA quick-release couplings for fast, easy connections. Couplings are designed to help keep hydraulic systems free of dust and dirt. Male and female couplings are mounted according to EHTMA standards, preventing connection mistakes and ensuring that the oil flow direction is always correct when tools are connected to Power Packs.



European Hydraulic Tool Manufacturers Association

20lpm - soft/flexible material
30lpm - hard-rigid material
40lpm - extra hard-rigid material

The right hammer and breaker for each application

Looking for flexibility or raw power? Our hydraulic breakers and hammers give you both. The range includes flexible, lightweight models up to super heavy-duty models hitting as hard as a small rig-mounted breaker with a high impact rate for increased productivity.


- 

Compact design
- 

Flexible
- 

Quick release couplings



HYDRAULIC HAMMER	BRK 25 D 
Weight including Hoses kg (lb)	15.5 (34)
Length mm (in)	650 (25.5)
Oil Flow l/min (gpm)	20 (5)
Working Pressure bar (psi)	80–100 (1,160–1,450)
Maximum Back Pressure bar (psi)	10 (145)
Impact Rate bpm	2,300
Vibration Level 3 Axes (ISO 28927–10) m/s ²	16.5
Sound Power Level Guaranteed (2000/14/EC) Lw dB(A)	105
Sound Pressure Level (ISO 11203) (Lp, r=1m) dB(A)	92
EHTMA Class	C
Part Numbers	
Chuck Size Hex 22 x 82.5 mm (7/8 x 3-1/4 in)	1801 1746 12

BRK 25 D

Applications:





- Horizontal work in renovation
- Demolition
- Structural alterations

Key features:

- High impact power
- 2,300 blows/min
- Standard D-handle
- Optional detachable front handle
- 360° pivot

NOTE:
- BRK 25 D measured at 20 l/min.



BRK 40 VR 	BRK 55 VR 	BRK 70 VR 	BRK 95 VR 
<p>Applications:</p> <ul style="list-style-type: none"> Indoor and outdoor renovation Demolition jobs on brickwork, soil, asphalt and concrete Tie tamping <p>Key features:</p> <ul style="list-style-type: none"> Good impact energy with high frequency at a low weight 	<p>Applications:</p> <ul style="list-style-type: none"> Road building Maintenance applications Asphalt, brickwork, frozen soil or concrete <p>Key features:</p> <ul style="list-style-type: none"> Reliable performance, especially when using a wide asphalt chisel on medium to hard asphalt Can be used with both 30 l/min and 20 l/min power packs 	<p>Applications:</p> <ul style="list-style-type: none"> Heavier jobs in tough materials such as asphalt, frozen soil and reinforced concrete <p>Key features:</p> <ul style="list-style-type: none"> Best-in class power to weight ratio Can be used with both 30 l/min and 20 l/min power packs 	<p>Applications:</p> <ul style="list-style-type: none"> Heavy asphalt, reinforced concrete and foundations Utility construction Street maintenance Repair of water and gas lines General construction jobs <p>Key features:</p> <ul style="list-style-type: none"> One of the highest impact energy models in its weight class Impact rate of 1,150 blows/min May even replace mini excavators with breaker attachments

BREAKERS

HYDRAULIC BREAKERS	BRK 40 VR	BRK 55 VR	BRK 70 VR	BRK 95 VR
Weight including Hoses kg (lb)	25 (55)	28 (62)	32.5 (71.5)	39 (86)
Length mm (in)	650 (25.5)	690 (27)	765 (30)	765 (30)
Oil Flow l/min (gpm)	20 (5)	20–30 (5–8)	20–30 (5–8)	30–40 (8–11)
Working Pressure bar (psi)	95–110 (1,375–1,595)	105–125 (1,525–1,815)	110–125 (1,595–1,815)	110–125 (1,595–1,815)
Maximum Back Pressure bar (psi)	10 (145)	15 (220)	15 (220)	15 (220)
Impact Rate bpm	1,400	1,500–2,100	1,350–1,750	1,150–1,600
Vibration Level 3 Axes (ISO 28927–10) m/s ²	5	4.6	4.6	5.4
Sound Power Level Guaranteed (2000/14/EC) Lw dB(A)	106	107	107	106
Sound Pressure Level (ISO 11203) (Lp, r=1m) dB(A)	93	95	94	93
EHTMA Class	C	C/D	C/D	C/D
Part Numbers				
Chuck Size Hex 25 x 108 mm (1 x 4-1/4 in)	1801 3447 19	1801 3547 23	–	–
Chuck Size Hex 28 x 152 mm (1-1/8 x 6 in)	1801 3447 20	1801 8000 03	1801 8000 04	1801 8000 05
Chuck Size Hex 28 x 160 mm (1-1/8 x 6-1/4 in)	–	1801 3547 31	1801 3647 26	1801 8000 06
Chuck Size Hex 32 x 152 mm (1-1/4 x 6 in)	1801 3447 21	1801 3547 24	1801 3647 27	1801 3747 29
Chuck Size Hex 32 x 160 mm (1-1/4 x 6-1/4 in)	1801 3447 22	1801 3547 25	1801 3647 28	1801 3747 30

NOTE:

- BRK 40, BRK 55 and BRK 70 measured at 20 l/min. BRK 95 measured at 30 l/min.

**PICK HAMMER
AND
BREAKER STEEL**

	ISO STANDARD HEX 22 x 82.5 mm (7/8 x 3-1/4 in) BRK 25 D			ISO STANDARD HEX 25 x 108 mm (1 x 4-1/4 in) BRK 55, 55 VR, 55 VR HBP, 55 HBP			ISO STANDARD HEX 28 x 152 mm (1-1/8 x 6 in) BRK 55, 55 VR, 55 VR HBP, 55 HBP		
	Width mm (in)	Working Length mm (in)	Part Number	Width mm (in)	Working Length mm (in)	Part Number	Width mm (in)	Working Length mm (in)	Part Number
Moil Point	–	380 (15.0)	3083 3242 00	–	380 (15.0)	3083 3253 00	–	350 (13.8)	3083 3267 00
Moil Point	–	1,000 (39.4)	3083 3243 00	–	–	–	–	450 (17.7)	3083 4015 10
Moil Point	–	–	–	–	–	–	–	610 (24.0)	3083 4015 20
Narrow Chisel	–	380 (15.0)	3083 3244 00	–	380 (15.0)	3083 3254 00	–	350 (13.8)	3083 3268 00
Narrow Chisel	–	1,000 (39.4)	3083 3245 00	–	–	–	–	450 (17.7)	3083 4016 10
Narrow Chisel	–	–	–	–	380 (15.0)	–	–	640 (25.2)	3083 4016 20
Wide Chisel	75 (3.0)	380 (15.0)	3083 3246 00	75 (3.0)	–	3083 3255 00	–	–	–
Wide Chisel	–	–	–	–	–	–	75 (3.0)	450 (17.7)	3083 4017 00
Asphalt Cutter	125 (4.9)	380 (15.0)	3083 3069 00	–	380 (15.0)	–	115 (4.5)	280 (11.0)	3083 4019 00
Asphalt Cutter	–	–	–	125 (4.9)	380 (15.0)	3083 3256 50	–	–	–
Digging Chisel	75 (3.0)	450 (17.7)	3083 3247 00	75 (3.0)	380 (15.0)	3083 3256 00	75 (3.0)	380 (15.0)	3083 3291 00
Digging Chisel	120 (4.7)	400 (15.7)	3083 3248 00	120 (4.7)	430 (16.9)	3083 3257 00	125 (4.9)	320 (12.6)	3083 3292 00
Clay Spade	125 (4.9)	430 (16.9)	3083 3249 00	125 (4.9)	380 (15.0)	3083 3033 00	140 (5.5)	380 (15.0)	3083 3293 00
Frost Wedge	35 (1.4)	380 (15.0)	3083 3250 00	35 (1.4)	280 (11.0)	3083 3258 00	–	–	–
Shaft For Tamping Pad	–	310 (12.2)	3083 3251 00	–	–	3083 3259 00	–	230 (9.1)	3083 3269 00
Tamping Pad – Round	175 (6.9)	–	3083 3252 10	175 (6.9)	–	3083 3252 10	180 (7.1)	–	3083 3301 00
Tamping Pad – Square	175 (6.9)	–	3083 3239 00	175 (6.9)	–	3083 3239 00	150 (5.9)	–	3083 3302 00
Tamping Pad – Square	–	–	–	–	–	–	200 (7.9)	–	3083 3197 00
Driver Pad – Round	100 (3.9)	–	9245 2817 90	100 (3.9)	–	9245 2817 90	120 (4.7)	–	3376 1120 79
Driver Blank	–	–	–	–	–	–	80 (3.1)	–	9245 2827 10
Posthole Pad	40 (1.6)	–	9245 2822 30	40 (1.6)	–	9245 2822 30	–	–	–
Tie Tamper	–	–	–	100 (3.9)	380 (15.0)	3083 3258 50	100 (3.9)	400 (15.7)	3083 4020 10

BREAKER STEEL

	ISO STANDARD HEX 28 x 160 mm (1-1/8 x 6-1/4 in) BRK 55, 55 VR, 55 VR HBP, 55 HBP			ISO STANDARD HEX 32 x 160 mm (1-1/4 x 6-1/4 in) BRK 55, 55 VR, 55 VR HBP, 55 HBP			ISO STANDARD HEX 32 x 152 mm (1-1/4 x 6 in) BRK 55, 55 VR, 55 VR HBP, 55 HBP		
	Width mm (in)	Working Length mm (in)	Part Number	Width mm (in)	Working Length mm (in)	Part Number	Width mm (in)	Working Length mm (in)	Part Number
Moil Point	–	380 (15.0)	3083 3271 00	–	380 (15.0)	3083 3205 00	–	355 (14.0)	3083 3285 00
Moil Point	–	450 (17.7)	3083 3272 00	–	450 (17.7)	3083 3206 00	–	450 (17.7)	3083 4000 10
Moil Point	–	1000 (39.4)	3083 3273 00	–	1000 (39.4)	3083 3207 00	–	610 (24.0)	3083 4000 20
Narrow Chisel	–	380 (15.0)	3083 3274 00	–	380 (15.0)	3083 3208 00	–	355 (14.0)	3083 3286 00
Narrow Chisel	–	450 (17.7)	3083 3275 00	–	450 (17.7)	3083 3209 00	–	450 (17.7)	3083 4001 10
Narrow Chisel	–	1000 (39.4)	3083 3276 00	–	1000 (39.4)	3083 3210 00	–	–	–
Wide Chisel	75 (3.0)	380 (15.0)	3083 3277 00	75 (3.0)	380 (15.0)	3083 3211 00	75 (3.0)	380 (15.0)	3083 3295 00
Asphalt Cutter	115 (4.5)	300 (11.8)	3083 3278 00	115 (4.5)	300 (11.8)	3083 3212 00	115 (4.5)	305 (12.0)	3083 4004 00
Asphalt Cutter	–	–	–	–	–	–	125 (4.9)	330 (13.0)	3083 3296 00
Digging Chisel	75 (3.0)	380 (15.0)	3083 3279 00	75 (3.0)	380 (15.0)	3083 3213 00	–	–	–
Digging Chisel	125 (4.9)	380 (15.0)	3083 3280 00	125 (4.9)	380 (15.0)	3083 3214 00	125 (4.9)	320 (12.6)	3083 3298 00
Wedge Chisel	40 (1.6)	400 (15.7)	3083 3282 00	40 (1.6)	400 (15.7)	3083 3216 00	–	–	–
Clay Spade	140 (5.5)	380 (15.0)	3083 3281 00	140 (5.5)	380 (15.0)	3083 3215 00	140 (5.5)	380 (15.0)	3083 3299 00
Shaft For Tamping Pad	–	230 (9.1)	3083 3283 01	–	235 (9.3)	3083 3218 01	–	230 (9.1)	3083 3287 00
Tamping Pad – Round	180 (7.1)	–	3083 3301 00	180 (7.1)	–	3083 3301 00	180 (7.1)	–	3083 3301 00
Tamping Pad – Square	150 (5.9)	–	3083 3302 00	150 (5.9)	–	3083 3302 00	150 (5.9)	–	3083 3302 00
Tamping Pad – Square	200 (7.9)	–	3083 3197 00	200 (7.9)	–	3083 3197 00	200 (7.9)	–	3083 3197 00
Driver Pad	120 (4.7)	–	3376 1120 79	120 (4.7)	–	3376 1120 79	120 (4.7)	–	3376 1120 79
Driver Blank	80 (3.1)	–	9245 2827 10	80 (3.1)	–	9245 2827 10	80 (3.1)	–	9245 2827 10
Tie Tamper	100 (3.9)	400 (15.7)	3083 3319 00	100 (3.9)	400 (15.7)	3083 3217 00	100 (3.9)	400 (15.7)	3083 3314 00

Driving Force with total ease

Driving down posts or rods for fences, road signs, crash barriers, tent anchors, or other purposes calls for a tough machine with plenty of power. Post drivers deliver, whether it's in soft soil or rock-hard asphalt. The sheer force of the blows is impressive, so you can drive down posts in record time with virtually no effort.

.....



PDR 30 T

LIGHTWEIGHT, HIGH-FREQUENCY DRIVER

- Built in trigger handle for fast driving
- Accepts standard 50 mm rods
- Adaptors or bushing inserts available for 18-65 mm rods

PDR 75

ALL-AROUND DRIVER

- Suitable for post driving, anchoring and fencing
- Equally effective for steel or wood posts
- Slide in adaptor system to handle profiles up to a max. diameter of 96 mm

PDR 95

HEAVY-DUTY DRIVER

- Driving large posts in the toughest sand or soil conditions
- Striking position hits drive adaptors directly for maximum driving power
- Adaptors available for posts up to 150 mm diameter

DIRECT VS. REMOTE CONTROL



T version

- Trigger function is mounted directly on the driver for short post driving



Remote valve version

- Equipped with an On/Off valve mounted at the end of a 2 m long tail hose for remote operation on long poles
- On long poles, the post driver is lifted up together with the pole
- Use the PDR 75 or 95 together with tractors or cranes to make lifting easier

HYDRAULIC POST DRIVERS	PDR 30 T	PDR 75 T	PDR 75 RV	PDR 95 T	PDR 95 RV
Weight with Hoses kg (lb)	17.5 (39)	32 (71)	33 (73)	39 (86)	40 (88)
Oil Flow l/min (gpm)	20 (5)	20–30 (5–8)	20–30 (5–8)	28–40 (7–11)	28–40 (7–11)
Working Pressure bar (psi)	80–100 (1,160–1,450)	105–140 (1,525–2,030)	105–140 (1,525–2,030)	105–125 (1,525–1,815)	105–125 (1,525–1,815)
Maximum Back Pressure bar (psi)	10 (145)	25 (365)	25 (365)	15 (220)	15 (220)
Impact Rate (8 gpm) bpm	2,300	1,680	1,680	1,320	1,320
Rec. Driving Diameter mm (in)	10-60 (0.4-2.4)	40-100 (1.6-3.9)	40-100 (1.6-3.9)	70-150 (2.8-5.9)	70-150 (2.8-5.9)
Hydraulic Ports Thread Female (Drive)	1/2" BSP	1/2" BSP	1/2" BSP	1/2" BSP	1/2" BSP
Vibration Level 3 Axes (ISO 28927–10) at 20 l/ min m/s²	17.5	12.8	–	–	–
Sound Power Level Guaranteed (2000/14/EC) Lw dB(A)	116	115	115	118	118
Sound Pressure Level (ISO 11203) (Lp, r=1m) dB(A)	102	102	102	105	105
EHTMA Class	C	C/D	C/D	D/E	D/E
Activation Type	Trigger Lever	Trigger Lever	Remote Valve	Trigger Lever	Remote Valve
Hydraulic System	Open Center	Open Center	Open or Closed Center	Open Center	Open or Closed Center
Part Number	1801 3940 07	1801 4040 01	1801 4050 01	1801 4140 01	1801 4150 01

NOTE:

- Impact Rate - PDR 30 T measured at 20 l/min. PDR 75 T, PDR 75 RV, PDR 95 T and PDR 95 RV measured at 30 l/min.
- Driving capacity depending on ground condition and length, material and depth of rod to be driven.

ADAPTOR KITS PDR 30 T	Part Number
Round Bushing – 16 mm (.6 in)	3371 8060 56
Round Bushing – 25 mm (1.0 in)	3371 8060 57
Round Driver Head – 62 mm (2.4 in)	3371 8060 58

ADAPTORS PDR 75 T, PDR 75 RV	Part Number
Square – 54 mm (2.1 in)	3371 8060 32
Universal	3371 8060 33
Round – 96 mm (3.8 in)	3371 8060 34

SOLID ADAPTORS PDR 95 T, PDR 95 RV	Part Number
Round – For 6.0 in. Tubes and 140 mm Poles	3371 8060 52
Round – For 135 to 145 mm Tubes	3371 8060 53
Round – For 105 to 115 mm Tubes	3371 8060 54
Round – For 150 mm Poles	3371 8060 55

GUIDE ADAPTOR KITS PDR 95 T, PDR 95 RV	Part Number
Rectangular – For IPE/Sigma/C 100 mm Beams	3371 8060 45
Rectangular – For IPE/C 120 mm Beams	3371 8060 46
Round – For 2.5 in. Tubes and 70 to 75 mm Poles	3371 8060 47
Round – For 3.0 in. Tubes and 80 to 85 mm Poles	3371 8060 48
Round – For 3.5 in. Tubes and 95 to 100 mm Poles	3371 8060 49
Round – For 4.0 in. Tubes and 105 to 110 mm Poles	3371 8060 50
Round – For 5.0 in. Tubes and 25 to 135 mm Poles	3371 8060 51

More Muscle to get the job done

Removing steel or wooden fence posts, crash barriers, or concrete foundations? With 6 tons of pulling power and an automatic chain-tightening clamp, the post puller has the muscle you need to get the job done.

Key features:

- Accepts a wide range of different shapes
- A separate hand lever can be used to add another 4 tons of pulling force
- Power the CP post puller by a hydraulic power pack



HYDRAULIC POST PULLER	PPU 22 HD
Service Weight with Hoses and Chain kg (lb)	60 (132)
Oil Flow l/min (gpm)	20–40 (5–11)
Working Pressure bar (psi)	100–160 (1,450–2,320)
Maximum Back Pressure bar (psi)	30 (435)
Lift Capacity Per Stroke mm (in)	12–200 (0.5–7.9)
Pulling Force kg (lb)	6,000 (13,228)
Full Pulling Force kg (lb)	10,000 (22,046)
EHTMA Class	C/D/E
Part Number	1801 8100 04

LEVER KIT PPU 22 HD	Weight kg (lb)	Part Number
Lever Kit	10 (22.0)	3371 8101 48

LEVER KIT	Kit Description	Quantity	Part Number
PPU 22 HD (3371 8101 48)	Extension pipe	2	3371 8101 40
	Lever	1	3371 8101 41
	Pipe	1	3371 8101 42



Compact Power with excellent control

Hydraulic core drills are ideal for working in confined areas — installing drainage, sewer and water pipes, or cable and ventilation ducts where large, deep holes are needed. They can be operated freehand or mounted in a drill stand.

Key features:

- Hydraulic control of the drill torque helps reduce kickback when drill bits jam
- Compact design makes drilling holes up to 200 mm freehand an easy job
- The core drill comes with a strong steel case for transport and storage

HYDRAULIC CORE DRILLS	COR 5	COR 15
Weight with Hoses kg (lb)	9.5 (21)	9 (20)
Service Weight with Hoses and ø 112 mm tool kg (lb)	13 (28.5)	13 (28.5)
Length Without Drill mm (in)	414 (16.3)	406 (16)
Drill Diameter mm (in)	50–202 (1.9–8)	12–75 (0.5–3)
Oil Flow l/min (gpm)	20–30 (5–8)	20–30 (5–8)
Working Pressure bar (psi)	60–120 (870–1,740)	60–120 (870–1,740)
Revolutions (rpm)	600–900	1,500–2,250
Hydraulic Ports Thread Female (Drive Shaft)	1/2" BSP	1/2" BSP
EHTMA Class	C/D	C/D
Vibration Level 3 Axes (ISO 28927-5) (at 20 l/min) m/s ²	3.1	2.7
Sound Pressure Level (ISO 11203) (Lp, r=1m) dB(A)	<70	<70
Part Number	1806 1014 54	1806 1014 55

NOTE:
- 1/2" BSP male x 1-1/4" UNC male drive adaptor included for use of larger diameter core bits.

Diamond Core Bits

For concrete, reinforced concrete and brickwork.

DIAMOND CORE BITS COR 5, COR 15 – 11/4" THREAD	Length mm (in)	Weight kg (lb)	Part Number
Diameter – 62 mm (2.4 in)	450 (17.7)	1.7 (3.7)	3378 0050 61
Diameter – 82 mm (3.2 in)	450 (17.7)	2.4 (5.3)	3378 0050 62
Diameter – 102 mm (4.0 in)	450 (17.7)	3.2 (7.1)	3378 0050 63
Diameter – 112 mm (4.4 in)	450 (17.7)	3.7 (8.2)	3378 0050 64
Diameter – 132 mm (5.2 in)	450 (17.7)	4.6 (10.1)	3378 0050 65
Diameter – 152 mm (6.0 in)	450 (17.7)	5.0 (11.0)	3378 0050 66
Diameter – 162 mm (6.4 in)	450 (17.7)	6.3 (13.9)	3378 0050 67
Diameter – 200 mm (7.9 in)	450 (17.7)	9.9 (21.8)	3378 0050 68



Water Kit

Diamond blades and core bits need a constant supply of water to cool, flush away slurry and suppress dust. On remote sites where there is no water supply, we recommend the CP water kit, a small pressurized water container.

WATER KIT COR 5, COR 15	Size (W x H x D) mm (in)	Weight kg (lb)	Part Number
Diameter – 62 mm (2.4 in)	220 x 620 x 250 (8.7 x 24.4 x 9.8)	8 (17.6)	3371 8090 02

WATER KIT	Kit Description	Quantity	Part Number
COR 5, COR 15 (3371 8090 02)	Hose connection	1	3378 5120 56
	Coupling	1	3378 5120 57
	Ball valve	1	3378 5120 58
	Hose connection	2	3378 5120 59

Reliable Cutting every time

They may be light and compact, but don't be fooled. A hydraulic cut-off saw with the right blade will cut through concrete, asphalt and steel. With our 16-inch saw at full throttle, you have the raw power of a gasoline-powered engine in your hand.

Key features:

- Easy to use thanks to the open cutting face
- Simple, direct drive configuration reduces maintenance
- Water kit available to provide a supply of cooling water



HYDRAULIC CUT-OFF SAWS	SAW 14	SAW 16
Weight with Hoses kg (lb)	12 (26.5)	13 (28.5)
Service Weight including Disc kg (lb)	13.5 (29)	15 (33)
Disc Size mm (in)	355 (14)	405 (16)
Arbor Size mm (in)	25.4 (1)	25.4 (1)
Cutting Depth mm (in)	133 (5.2)	160 (6.3)
Oil Flow l/min (gpm)	20–30 (5–8)	20–40 (5–11)
Revolutions rpm	2,500–4,000	2,000–4,000
Speed m/s (ft/s)	46–75 (151–246)	42–85 (138–279)
EHTMA Class	C/D	C/D/E
Vibration Level 3 Axes (ISO 28927-8) at 20 l/min m/s ²	4.9	4.9
Sound Power Level Guaranteed (2000/14/EC) Lw dB(A)	108	116
Sound Pressure Level (ISO 11203) (Lp, r=1m) dB(A)	94	102
Part Number	1809 0140 03	1809 0166 13

DIAMOND DISCS SAW 14, SAW 16	Disc Diameter mm (in)	Arbor Diameter mm (in)	Part Number
Concrete	350 (13.8)	25.4 (1.0)	3378 0050 69
Concrete	400 (15.7)	25.4 (1.0)	3371 8097 69
Asphalt	350 (13.8)	25.4 (1.0)	3378 0050 70
Asphalt	400 (15.7)	25.4 (1.0)	3371 8097 68

CART WITH WATER CONTAINER SAW 14, SAW 16	Weight kg (lb)	Part Number
Cart with Water Container	25 (55)	1809 0010 04

Performance meets convenience

The hydraulic power pack gives you excellent convenience to power the tools you need and get to work right away.

Key features:

- Available in gasoline or electrically driven versions
- Provide portable power for a wide range of applications in the 20-40 l/min at 140-172 bar range



Cost effective



Reliable power

EASY OPERATION

The variable-flow on/off valve enables simple tool change and slow startup. A gauge shows when it's time to change the filter.

FUEL SAVINGS

Many models are equipped with Power On Demand. This system automatically idles the engine when the tool is not being used and speeds it up when the tool is activated, saving fuel and keeping noise to a minimum.



FAST WARM-UP

The thermostatically controlled oil cooler allows fast warm-up and helps prevent hydraulic oil from overheating. Correct working temperature is achieved in minutes — even during the winter.

COMPACT AND PORTABLE

Two people can lift the hydraulic power pack into a van for site-to-site transportation. On-site, it can easily be wheeled around by one person using the convenient foldable handle.



Hydraulic Power Packs	PAC P9	PAC P13	PAC P18-30	PAC P18+	PAC E6
Dry Weight kg (lb)	77 (169.7)	102 (224.8)	130 (286.6)	135 (297.6)	87 (192)
Length mm (in)	710 (28)	745 (29.3)	930 (36.6)	930 (36.6)	710 (28)
Width mm (in)	525 (20.7)	600 (23.6)	603 (23.7)	603 (23.7)	525 (20.7)
Height mm (in)	585 (23)	705 (27.8)	765 (30)	765 (30)	585 (23)
Oil Flow lpm (gpm)	20 (5)	20-30 (5-8)	20-30 (5-8)	2x15-20 (4-5) 1x30-40 (8-10.5)	20 (5)
Maximum Pressure bar (psi)	150 (2175)	150 (2175)	172 (2495)	145 (2103)	150 (2175)
Fuel Capacity L (gal)	6 (1.3)	6.5 (1.4)	8.5 (1.9)	8.5 (1.9)	–
EHTMA Class	C	C/D	C/D	B/C/D/E	C
Sound Power Level Guaranteed (2000/14/EC) dB(A)	101	101	101	101	96
Sound Pressure Level (ISO 11203) (Lp, r=1m) dB(A)	88	89	89	89	79
Power on Demand (POD)	Yes	Yes	No	No	No
Oil Control – Engine Oil	Yes	Yes	Yes	Yes	No
Electric Start	No	No	Yes	Yes	Yes
Engine Model kW (hp) or kW / V	Honda Gasoline 6.7 (9)	Honda Gasoline 9.7 (13)	B&S Vanguard Gasoline 13.4 (18)	B&S Vanguard Gasoline 13.4 (18)	5.5 kW / 3x400 V 16A Electric
Part Number	1807 8000 04	1807 8000 06	1807 8000 27	1807 8000 10	1807 8000 05

NOTE:

- Extension twin-hose comes as standard with PAC P9 and PAC P13.

Hydraulic Handheld Application

POWER PACK		PAC P9	PAC E6	PAC P13	PAC P18	PAC P18 TWIN
Engine/Motor		9HP	9HP	13HP	18HP	18HP
EHTMA class		C	C	C/D	C/D/E	C/E
Breaker	BRK 25D	●	●			
	BRK40VR	●	●			
	BRK50VR	●	●	●		
	BRK70VR	●	●	●		
	BRK95VR			●	●	●
Core drills	COR5/COR15	●	●	●		
Cut-off saw	SAW14	●	●	●		
	SAW16	●	●	●	●	●
Post drivers	PDR30T	●	●			
	PDR75T / RV	●	●	●		
	PDR95T / RV			●	●	●
Post puller	PPU 22 HD	●	●	●	●	●

ACCESSORIES AND WORKING TOOLS



EXTENSION HOSE



LUBRICANT

Extension Hoses With Couplings

EXTENSION HOSES	Flat Face Quick Couplings	EHTMA Class	Part Number
Length: 7 m (23 ft)	1/2"	C/D/E	3371 8010 87
Length: 12 m (39 ft)	1/2"	C/D/E	3371 8010 89

Lubricant

CP HYDRAULIC OIL	Flat Face Quick Couplings	EHTMA Class	Part Number
Length: 7 m (23 ft)	1/2"	C/D/E	3371 8010 87
Length: 12 m (39 ft)	1/2"	C/D/E	3371 8010 89

People. Passion. Performance.

Construction equipment portfolio

Air compressors



- Small air**
- 2-7 m³/min
 - 5.5-12 bar



- Medium air**
- 7-26 m³/min
 - 7-17 bar



- Large air**
- 16-51 m³/min
 - 7-28 bar

Handheld tools



Pneumatic tools

- Breakers (13.5-43.5 kg)
- Hammers (4.3-15.4 kg)
- Rock drills (14.7-29.5 kg)
- Additional air tools



Hydraulic tools

- Hammers and Breaker (12-39 kg)
- Power packs
- Additional hydraulic tools



Motor driven tools

- Breakers (22.5 kg)
- Motor drills (25 kg)
- Tie tampers (22.5 kg)

Generators



- Mobile
- Stationary
- Portable

Light towers



- Diesel LED and MH
- Electric LED

Dewatering pumps



- Surface
- Submersible
- Small package

For more information, please contact your CP partner:

Use only authorized parts. Any damage or malfunction caused by the use of unauthorized parts is not covered by Warranty or Product Liability.