

HYDRACROP SERIES



ENGLISH (mm)

GEKA 
The steel working company

HYDRACROP SERIES

Where production requires twin operator machines, higher speeds or greater capacity, GEKA provides the solution with the HYDRACROP range with five work stations:

- **Punching**
- **Flat bar shearing**
- **Section shearing**
- **Ø and ∇ shearing**
- **Notching**

The Hydracrop family comes in five models with different capacities: 55/110, 80/150, 110/180, 165/300, 220/300

The first figure indicates metric tons on the punching end.

The second figure, metric tons on L-shearing end.

There are two different versions of each model: S and SD.

S VERSION

- Machines driven by two cylinders.
- 5 work stations, fitted with tools for L, shearing, bars Ø and ∇, shearing, rectangular notching and punching.
- Quick change punch.
- Flat bar shearing table with adjustable guides.
- 2 simultaneous work stations.
- Ready for "Production Kit" comprising:
 - Precision punching table with x & y measuring stops.
 - Precision notching table with x & y measuring stops.
 - One metre "touch & cut" length stop with fine adjusting.
 - Lamp for enhanced vision of cutting zones.
 - 10 sets of round punches and dies.
- Greater speed backed by a powerful hydraulic unit.
- Special equipment for approaching at reduced pressure and slow speed.



















SD VERSION

- The same features as the S version, but with a deeper throat for larger plate and sheet metal applications.

FEATURES

SHEARS FOR FLATBAR			55/110 S, SD	80/150 S, SD	110/180 S, SD	165/300 S, SD	220/300 S, SD
Flatbar (with slight deformation)	mm		300x15	450x15	600x15	750x20	750x20
	mm		200x20	300x20	400x20	400x30	400x30
Length of blade	mm		305	475	605	765	765
Square bar \square	mm		25	-	-	-	-
Working height	mm		880	850	960	870	870
Cut of an L leg at 45°	mm		60	80	100	120	120
SHEARS FOR SECTION IRON							
Shearing power	kN		1100	1500	1800	3000	3000
L at 90° without deformation	mm		120x120x10	130x130 x13	152x152x13	205x205x18	205 x205x18
L at 45° (2legs)	mm		70x70x7	70x70x7	70x70x7	70x70 x 7	70x70x7
WITH SPECIAL BLADE							
L at 90° (with slight deformation)	mm		130x130x13	152x152x13	160x160x16	205x205x25	205x205x25
SHEARS FOR BARS							
Round bar \varnothing	mm		40	45	50	60	60
Square bar \square	mm		40	45	50	60	60
WITH SPECIAL BLADES							
UPN	mm		100	120	160	180	180
IPN	mm		120	140	160	180	180
NOTCHING							
Plate thickness	mm		10	12	13	16	16
Angle of	mm		100	100	100	120	120
Depth	mm		90	90	90	110	110
Width	mm		42	52	52	58	58
PUNCHING							
Punching power	kN		550	800	1100	1650	2200
Maximum capacity	mm		\varnothing 40x10	\varnothing 40x14	\varnothing 40x20	\varnothing 40x30	
	mm		\varnothing 20x20	\varnothing 24x24	\varnothing 28x28	\varnothing 34x34	\varnothing 40x40
Throat	S	mm	250	300	300	510	385
	SD	mm	500	500	610	610	475
Stroke		mm	60	70	80	100	100
Working height		mm	1085	1095	1165	1110	1110
GENERAL SPECIFICATIONS							
N° strokes per minute (stroke= 20mm)			37	40	28	31	26
Motor		kW	5	9	9	15	15
Net weight	S	kg	1390	2070	2750	5200	5900
	SD	kg	1750	2400	3300	6300	7000
Gross weight	S	kg	1598	2323	3162	5980	6875
	SD	kg	2012	2760	3795	7245	8050
Packaging dimensions	S	m	1,67x1,16x2,09	2,13x1,20x2,05	2,13x1,20x2,20	2,83x1,60x2,20	2,88x1,60x2,40
	SD	m	2,10x1,16x2,09	2,31x1,2x2,05	2,69x1,4x2,20	2,95x1,60x2,20	3,04x1,60x2,40
Volume of seaworthy package	S	m ³	4,04	4,72	5,62	10	11,06
	SD	m ³	5,09	6,68	8,28	10,38	11,67

• Capacities based on a material resistance of 45 Kg/mm².

STEEL PLATE 	CHANNELS 	DOUBLE WING CUT (one of which is at 45°) 	SHEARING 	SPOTTING 	PUNCHES 
FLAT BAR 	H CHANNEL 	90° CUT 	BENDING 	MARKING 	PUNCHES 
ANGLES 	45° CUT 	STEEL BAR CUTTING 	PUNCHING 	DRILLING 	PUNCHES 

MODELS

Hydracrop 55/110

FEATURES

Shearing of flat plate	300 x 15 mm 200 x 20 mm
L cut with standard blade (no distortion):	120 x 120 x 10 mm
L cut with optional blade (minor distortion):	130 x 130 x 13 mm
Shearing of \varnothing and ∇ bars	40 mm
Punching capacity \varnothing	40 x 10 mm



Hydracrop 80/150

FEATURES

Shearing of flat plate	450 x 15 mm 300 x 20 mm
L cut with standard blade (no distortion):	130 x 130 x 13 mm
L cut with optional blade (minor distortion):	152 x 152 x 13 mm
Shearing of \varnothing and ∇ bars	45 mm
Punching capacity \varnothing	40 x 14 mm



Hydracrop 110/180

FEATURES

Shearing of flat plate	600 x 15 mm 400 x 20 mm
L cut with standard blade (no distortion):	152 x 152 x 13 mm
L cut with optional blade (minor distortion):	160 x 160 x 16 mm
Shearing of \varnothing and ∇ bars	50 mm
Punching capacity \varnothing	40 x 20 mm



Hydracrop 165/300

FEATURES

Shearing of flat plate	750 x 20 mm 400 x 30 mm
L cut with standard blade (no distortion):	205 x 205 x 18 mm
L cut with optional blade (minor distortion):	205 x 205 x 25 mm
Shearing of \varnothing and ∇ bars	60 mm
Punching capacity \varnothing	40 x 30 mm



Hydracrop 220/300

FEATURES

Shearing of flat plate	750 x 20 mm 400 x 30 mm
L cut with standard blade (no distortion):	205 x 205 x 18 mm
L cut with optional blade (minor distortion):	205 x 205 x 25 mm
Shearing of \varnothing and ∇ bars	60 mm
Punching capacity \varnothing	40 x 40 mm



PRODUCTION PACK

To obtain maximum output, GEKA provides its customers with the Production kit at a symbolic price, which comprises:




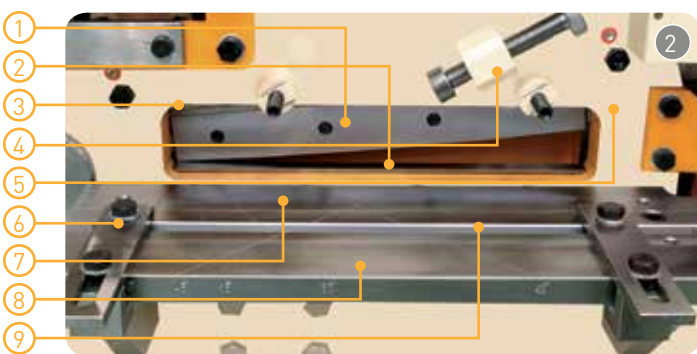
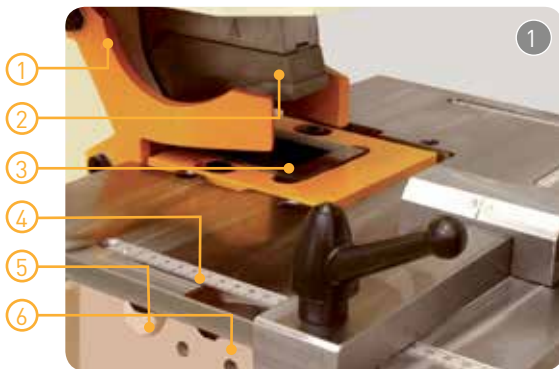


"Touch & Cut" Electric Length Stop
1 meter long



Set of 10 Round Punches and Dies



Work Light with Magnetic Base





Notching Station

This station of the machine has been designed to mount several optional accessories, all of which are normally held in stock.

- Triangular notching at 90°.
- Punching equipment.
- Pipe notching equipment.
- RADIUSING of flat bar ends.
- RADIUSING corners.
- Notching of footings, etc. ng corners.

- 1.- Rectangular Punch
- 2.- Rectangular Stripper
- 3.- Rectangular notching lower blades
- 4.- Table with scaled measuring stops, included in Production Kit
- 5.- Cross centring Frame bolts
- 6.- Tapped holes for special tooling

1



Shearing of flat bar

The excellent stability of the monoblock blade-holder, which is controlled at the each end, makes it possible to mount a long upper blade with a proven geometry to obtain optimum shearing quality. The radial system allows a generous cutting capacity as a result of the force multiplier effect.

- 1.- Upper blade with special geometry.
- 2.- Lower blade.
- 3.- Supplement shearing angle control of upper blade, for shearing without deformation.
- 4.- Guide fixing screw.
- 5.- Clearance control of blade-holder.
- 6.- Adjustable guides 45° right and left.
- 7.- Clearance control between shear blades.
- 8.- Flat plate/bar shearing table.
- 9.- Slotted guide positioning with coverage of the entire blade length.

2



L cutting angle

Fully aware of the importance of distortion free shearing, GEKA has designed a patented system of a floating upper blade that travels along a rectilinear line and is able to shear angles without any deformation or loss of material (single cut); All GEKA Hydracrop models ensure the distortion problem caused by the conventional radial system is now a problem of the past.

- 1.- Safety protection.
- 2.- Upper shear blade guides.
- 3.- Lower shear blade guides.
- 4.- Upper shear blade without deformation.
- 5.- Blade gap adjustment screws.
- 6.- Adjustable Support.

3



Cutting of Ø and ∅ bars

The GEKA HYDRACROP machines are fitted as standard with blades for cutting Ø and ∅ bars. Furthermore, this station has been designed bearing in mind the shearing of other sections such as LJ, I, T for which a large stock of blades is available.

- 1.- Adjusting bolt and height setting of the guide.
- 2.- Blade holding flanges.
- 3.- Guide fixing bolts.

4



Punching station

Fitted with an independent cylinder creating a large, flexible, universal workstation easily adaptable for mounting special tools and "die sets".

- 1.- Cylinder support
- 2.- Split double acting cylinder.
- 3.- Limit switches for punch travel setting.
- 4.- Generous travel for bending, deep-drawing, forming jobs etc
- 5.- Adjustable generous non-turning guiding.
- 6.- Additional guiding for damping of offset forces and protection of hydraulic seals.
- 7.- Quick punch change.
- 8.- Adjustable material stripper.
- 9.- Table with millimetre scales, included in production kit.
- 10.- Adjustable measuring stop.
- 11.- Gooseneck die-holder for punching channel and section.
- 12.- Adjustable bolster locking device X axis.
- 13.- Adjustable bolster locking device Y axis.
- 14.- Fixing bolt at base of gooseneck.

5



Electric cabinet

Manual selector switch / electrical limit switch.
"Inching / Jogging" selector switch.
Easily removable cover to access hydraulic unit.

6

GEKA GROUP

Quality Know-how Service



World leader in punching and shearing solutions

With more than 80000 happy and satisfied customers worldwide and more than 90 years experience.



Proven quality, design and craftsmanship

ISO 9001 and OHSAS certifications besides 90 years experience and a continuous benchmarking policy.



Complete after sales service

Permanent stock and next day delivery of consumables, accessories and parts. After sales assistance by GEKA's qualified engineers.



Great versatility

More than 50 different machine models and over 8000 different accessories. GEKA offers the highest range in accessories and optional equipment in the market.



Produced & manufactured in the European Union

Conversely other manufacturers, GEKA is the only ironworker fully produced by Geka in the UE.



Continuous innovation

New Bendicrop 85, C2PL, Alfa 500, Alfa 150, Gamma Traction, Sigma110...



Worldwide distribution network

With more than 60 distributors and present in more than 85 countries in 5 continents.



All GEKA machines are special order

Every new GEKA machine is one of a kind. Our designers develop solutions suited to your specific needs. We manufacture each GEKA in our own facilities according to precisely defined standards.

geka-group.com

